



# SS36AFLH

## SURFACE MOUNT SCHOTTKY BARRIER RECTIFIER

**REVERSE VOLTAGE:** 60 VOLTS  
**FORWARD CURRENT:** 3.0 AMPERE

### FEATURES

- Low power loss, high efficiency.
- High current capability, low forward voltage drop.
- Suffix "H" indicates Halogen-free parts, ex. SS36AFLH.

### MECHANICAL DATA

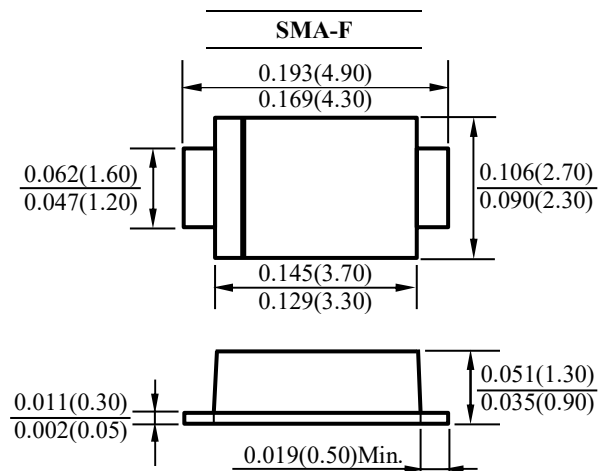
Case : Molded plastic, SMA-F

Terminals: Solder plated, solderable per

MIL-STD-750, method 2026 guaranteed

Polarity : Indicated by cathode band

Mounting Position : Any



Dimensions in inchs and (millimeters)

### Maximum Ratings and Electrical Characteristics

Ratings at 25°C ambient temperature unless otherwise specified.

Single phase, half wave, 60Hz, resistive or inductive load.

For capacitive load, derate current by 20%.

Parameter	Symbols	SS36AFLH	Units
Maximum Repetitive Peak Reverse Voltage	$V_{RRM}$	60	Volts
Maximum RMS Voltage	$V_{RMS}$	42	Volts
Maximum DC Blocking Voltage	$V_{DC}$	60	Volts
Maximum Average Forward Rectified Current 0.375" (9.5mm) lead length (see fig 1)	$I_{(AV)}$	3.0	Amp
Non-Repetitive Peak Forward Surge Current 8.3ms Single Half Sine-Wave Superimposed on Rated Load	$I_{FSM}$	80.0	Amp
Maximum instantaneous forward voltage at 3.0A	$V_F$	0.55	Volts
Maximum Reverse Current at $T_J=25^\circ C$ at Rated DC Blocking Voltage $T_J=100^\circ C$	$I_R$	1 50	mAmp
Typical Junction Capacitance (Note 1)	$C_J$	320	pF
Typical Thermal Resistance (Note 2)	$R_{\theta JL}$	20	°C/W
Operating Junction Temperature Range	$T_J$	-55 to +150	°C
Storage Temperature Range	$T_{stg}$	-55 to +150	

Note :

1. Measured at 1MHz and applied reverse voltage of 4.0V D.C.

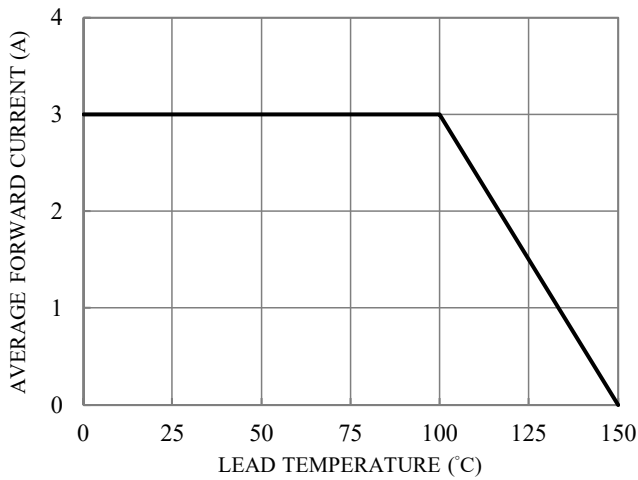
2. P.C.B. mounted with 0.2x0.2 (5.0x5.0mm) copper pad areas



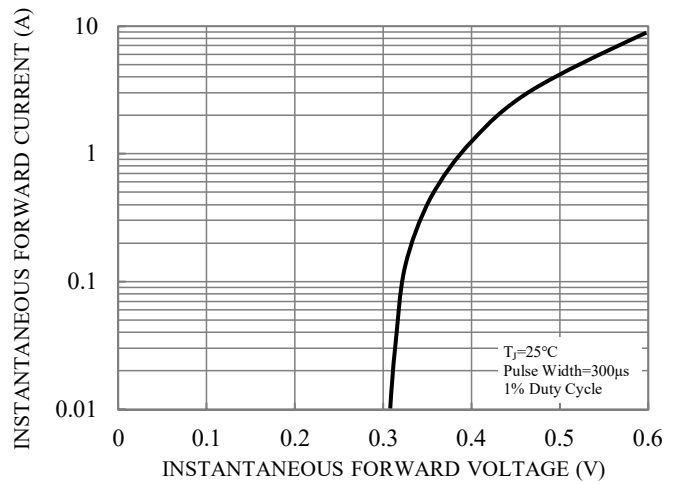
# SS36AFLH

## SURFACE MOUNT SCHOTTKY BARRIER RECTIFIER

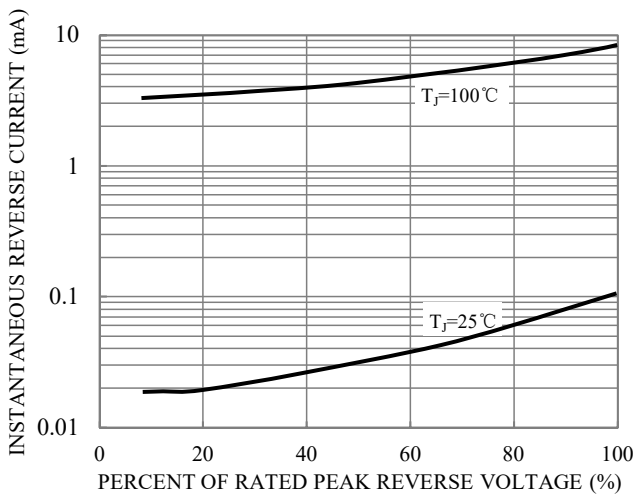
### RATINGS AND CHARACTERISTIC CURVES



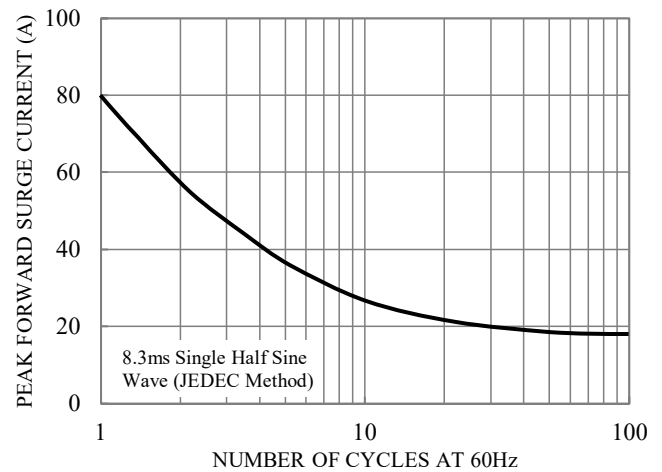
**Fig.1-FORWARD CURRENT DERATING CURVE**



**Fig.2-TYPICAL INSTANTANEOUS FORWARD CHARACTERISTICS**



**Fig.3-TYPICAL REVERSE CHARACTERISTICS**



**Fig.4-MAXIMUM NON-REPETITIVE SURGE CURRENT**