



# SR220 THRU SR2200

## SCHOTTKY BARRIER RECTIFIER

**REVERSE VOLTAGE:** 20 to 200 VOLTS

**FORWARD CURRENT:** 2.0 AMPERE

### FEATURES

- High current capability
- High surge current capability
- Low forward voltage drop
- Exceeds environmental standards of MIL-S-19500/228
- For use in low voltage, high frequency inverters free wheeling, and polarity protection applications
- Suffix "H" indicates Halogen-free parts, ex. SR220H.

### MECHANICAL DATA

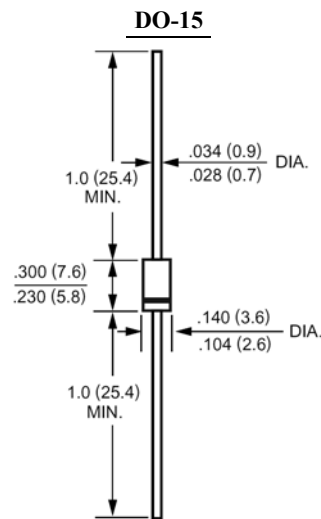
Case : Molded plastic, DO-15

Epoxy : UL 94V-O rate flame retardant

Lead : Axial leads, solderable per MIL-STD-202, method 208 guaranteed

Polarity : Color band denotes cathode end

Mounting position : Any



Dimensions in inches and (millimeters)

### Maximum Ratings and Electrical Characteristics

Ratings at 25°C ambient temperature unless otherwise specified.

Single phase, half wave, 60Hz, resistive or inductive load.

For capacitive load, derate current by 20%.

Parameter	Symbols	SR220	SR230	SR240	SR250	SR260	SR280	SR2100	SR2150	SR2200	Units
Maximum Recerrent Peak Reverse Voltage	$V_{RRM}$	20	30	40	50	60	80	100	150	200	Volts
Maximum RMS Voltage	$V_{RMS}$	14	21	28	35	42	56	70	105	140	Volts
Maximum DC Blocking Voltage	$V_{DC}$	20	30	40	50	60	80	100	150	200	Volts
Maximum Average Forward Rectified Current .375"(9.5mm) Lead Length	$I_{(AV)}$	2.0									Amp
Peak Forward Surge Current, 8.3ms single half-sine-wave superimposed on rated load (JEDEC method)	$I_{FSM}$	50.0									Amp
Maximum Forward Voltage at 2.0A DC and 25°C	$V_F$	0.55		0.70		0.85		0.95		Volts	
Maximum Reverse Current at $T_A=25^\circ\text{C}$ at Rated DC Blocking Voltage $T_A=100^\circ\text{C}$	$I_R$	0.5				20				mAmp	
Typical Junction Capacitance (Note 1)	$C_J$	180									pF
Typical Thermal Resistance (Note 2)	$R_{\theta JA}$	45.0									°C/W
Operating and Storage Temperature Range	$T_J, T_{stg}$	-55 to +125				-55 to +150				°C	

#### NOTES:

1- Measured at 1 MHz and applied reverse voltage of 4.0 VDC.

2- Thermal Resistance Junction to Ambient and form junction to lead at 0.375"(9.5mm) lead length P.C.B. Mounted



# SR220 THRU SR2200

## SCHOTTKY BARRIER RECTIFIER

### RATINGS AND CHARACTERISTIC CURVES

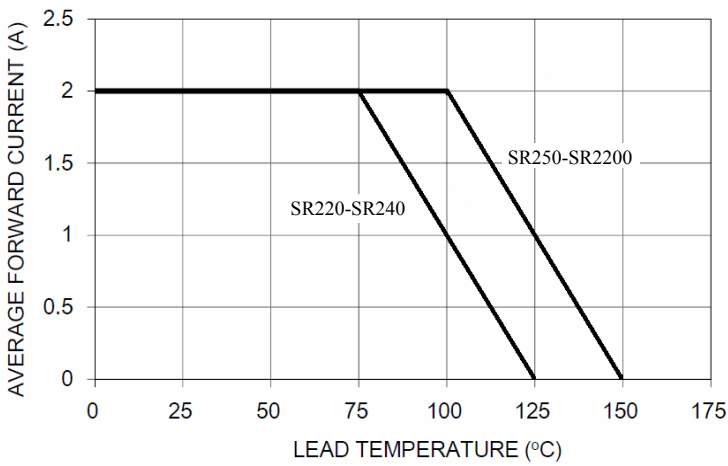


FIG. 1- FORWARD CURRENT DERATING CURVE

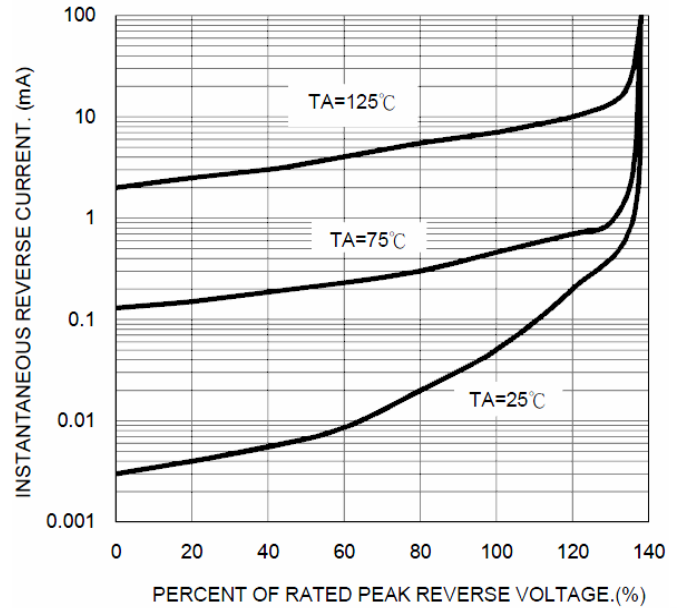


FIG. 2- TYPICAL REVERSE CHARACTERISTICS

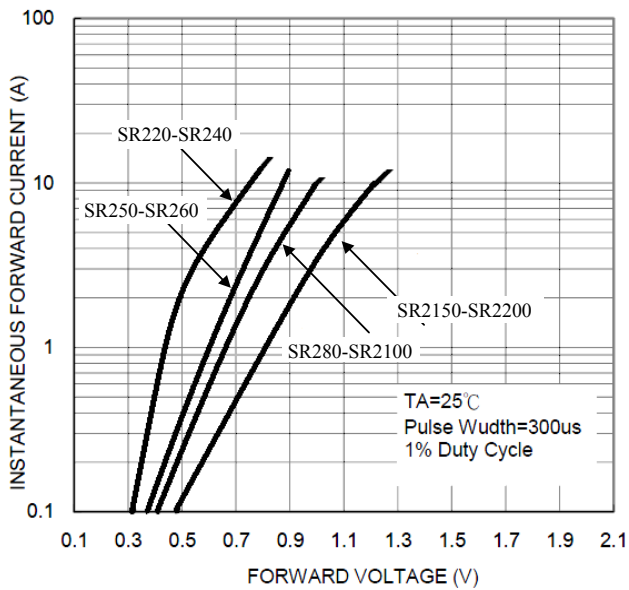


FIG. 3- TYPICAL FORWARD CHARACTERISTICS

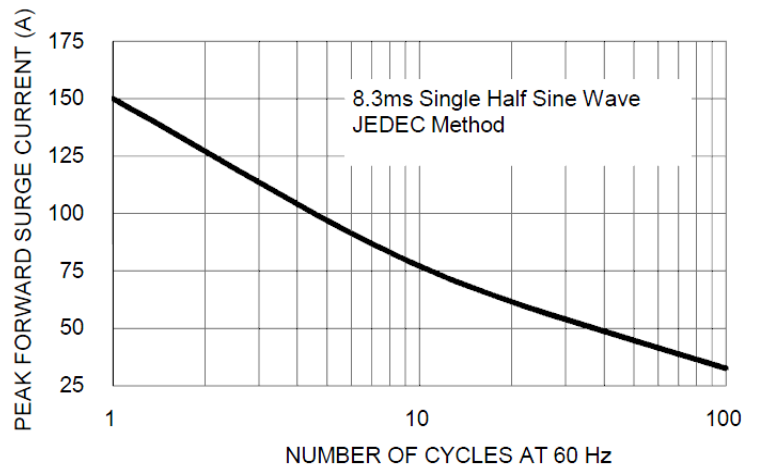


FIG. 4- MAXIMUM NON-REPETITIVE FORWARD SURGE CURRENT

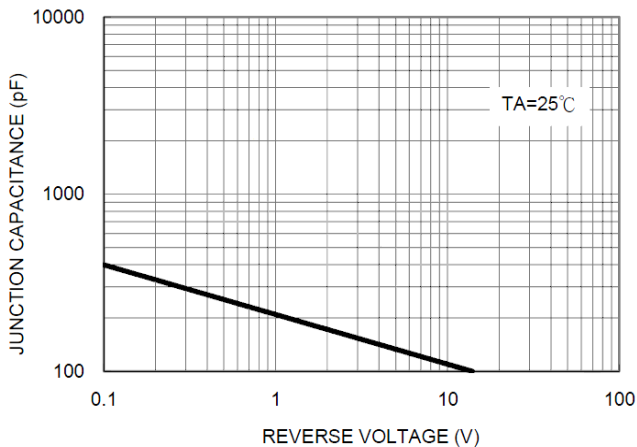


FIG. 5- TYPICAL JUNCTION CAPACITANCE