



SK22AH THRU SK220AH

SURFACE MOUNT SCHOTTKY BARRIER RECTIFIERS

REVERSE VOLTAGE: 20 to 200 VOLTS

FORWARD CURRENT: 2.0 AMPERE

FEATURES

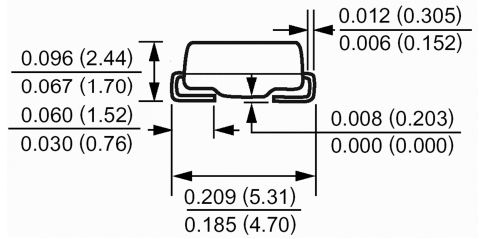
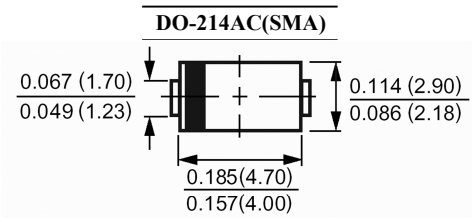
- Plastic package has Underwriters Laboratory Flammability Classification 94V-0
- For surface mounted applications
- High current capacity
- Low profile package
- Suffix " H " indicated Halogen-free part, ex.SK22AH

MECHANICAL DATA

Case : Molded plastic, DO-214AC(SMA)

Terminals : Solder plated, solderable per MIL-STD-750, method 2026 guaranteed

Polarity : Color band denotes cathode end



Dimensions in inch and (millimeter)

Maximum Ratings and Electrical Characteristics

Ratings at 25°C ambient temperature unless otherwise specified.

Single phase, half wave, 60Hz, resistive or inductive load.

For capacitive load, derate current by 20%.

Parameter	Symbols	SK22AH	SK24AH	SK26AH	SK28AH	SK210AH	SK215AH	SK220AH	Units	
		SK22	SK24	SK26	SK28	SK210	SK215	SK220		
Maximum Recurrent Peak Reverse Voltage	V_{RRM}	20	40	60	80	100	150	200	Volts	
Maximum RMS Voltage	V_{RMS}	14	28	42	56	70	105	140	Volts	
Maximum DC Blocking Voltage	V_{DC}	20	40	60	80	100	150	200	Volts	
Maximum Average Forward Rectified Current at T_L (See Fig. 1)	$I_{(AV)}$	2.0							Amp	
Peak Forward Surge Current, 8.3ms single half-sine-wave superimposed on rated load (JEDEC method)	I_{FSM}	50.0							Amp	
Maximum Forward Voltage at 2.0A (Note 1)	V_F	0.55	0.75	0.85			0.95	Volts		
Maximum Reverse Current at $T_J=25^\circ C$	I_R	0.5			0.2				mAmp	
at Rated DC Blocking Voltage $T_J=100^\circ C$		10.0			5.0					
Typical Thermal Resistance from Junction to Lead (Note 2)	$R_{\theta JL}$	35							°C/W	
Operating Junction Temperature Range	T_J	-65 to +125				-65 to +150				°C
Storage Temperature Range	T_{stg}	-65 to +150							°C	

Notes :

1- Pulse test: 300µs pulse width, 2% duty cycle

2- Mounted on P.C.B. with 0.2 x 0.2" (5.0 x 5.0mm) copper pad areas.



SK22AH THRU SK220AH

SURFACE MOUNT SCHOTTKY BARRIER RECTIFIERS

RATINGS AND CHARACTERISTIC CURVES

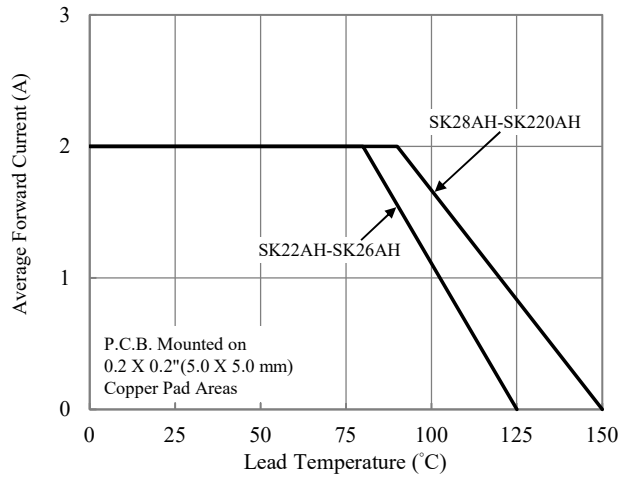


Fig.1-Forward Current Derating Curve

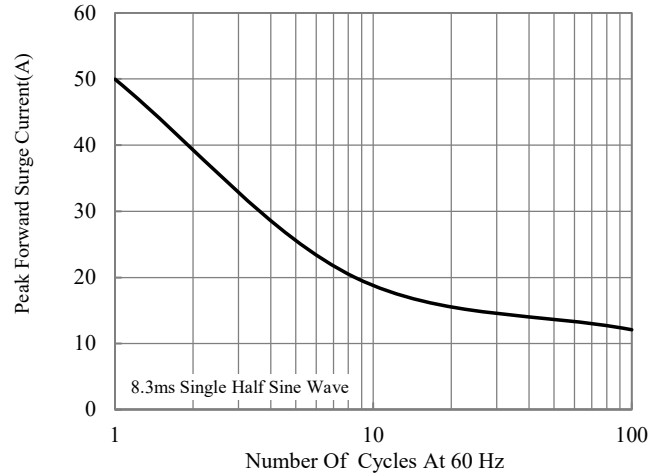


Fig.2-Maximum Non-Repetitive Peak Forward Surge Current

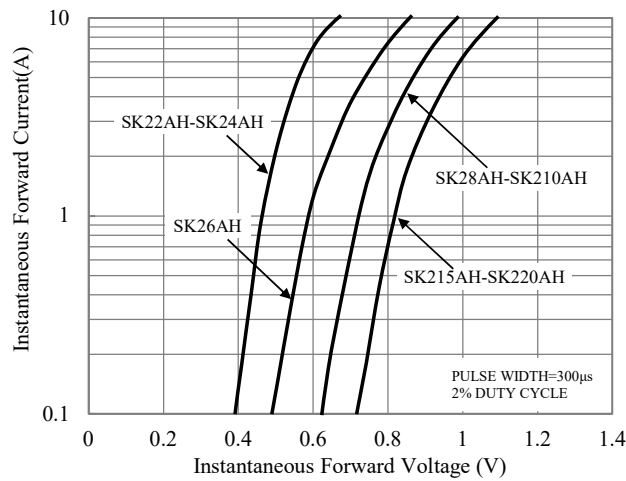


Fig.3-Typical Instantaneous Forward Characteristics

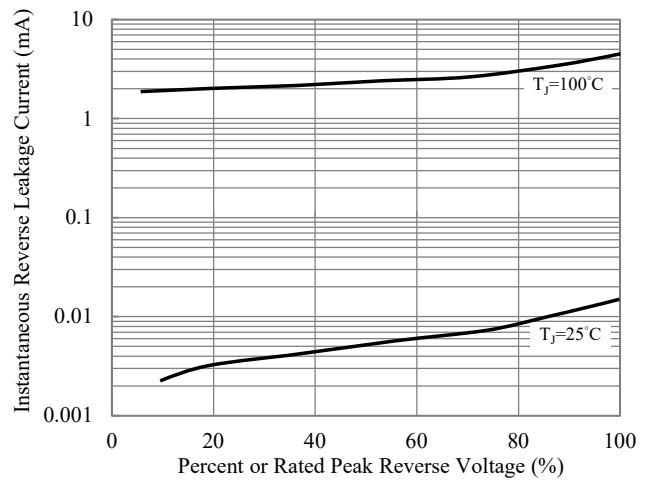


Fig.4-Typical Reverse Leakage Characteristics