

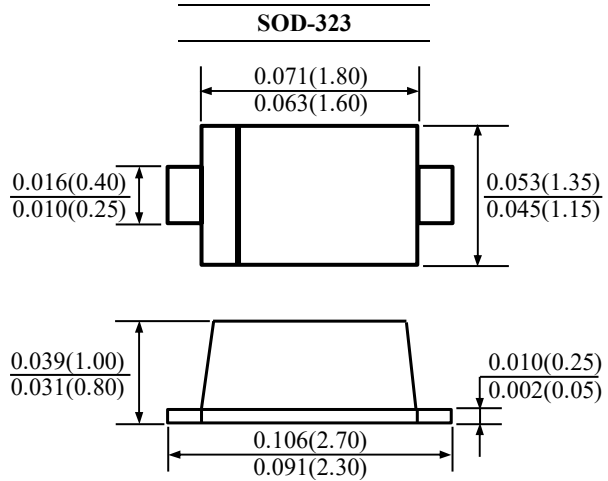


SD103AWSH / SD103BWSH / SD103CWSH

SCHOTTKY DIODES

FEATURES

- Low Forward Voltage Drop
- Flat Lead SOD-323 Small Outline Plastic Package
- Surface Device Type Mounting
- Suffix "H" indicates Halogen-free parts, ex. SD103AWSH



Dimensions in inch and (millimeter)

Maximum Ratings@ $T_A = 25\text{ }^\circ\text{C}$

Parameter	Symbol	Value	Unit
Repetitive Peak Reverse Voltage	SD103AWSH	40	V
	SD103BWSH	30	
	SD103CWSH	20	
Average Forward Current	$I_{F(AV)}$	200	mA
Power Dissipation	P_D	200	mW
Operating Junction Temperature	T_J	+125	$^\circ\text{C}$
Storage Temperature Range	T_{STG}	-65 to +125	$^\circ\text{C}$

Electrical Characteristics@ $T_A = 25\text{ }^\circ\text{C}$

Parameter	Test Conditions	Symbol	Typ.	Max.	Unit
Reverse Leakage Current	SD103AWSH $V_R=30\text{V}$	I_R	-	5	μA
	SD103BWSH $V_R=20\text{V}$				
	SD103CWSH $V_R=10\text{V}$				
Forward Voltage	$I_F=20\text{mA}$	V_F	-	0.37	V
	$I_F=200\text{mA}$		-	0.60	
Junction Capacitance	$V_R=0\text{V}$, $f=1\text{MHz}$	C_t	50	-	pF



SD103AWSH / SD103BWSH / SD103CWSH

SCHOTTKY DIODES

RATINGS AND CHARACTERISTIC CURVES

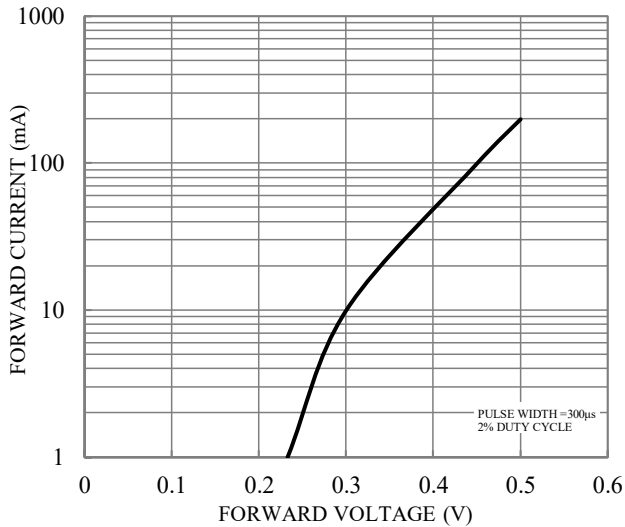


Fig.1-TYPICAL FORWARD CHARACTERISTICS

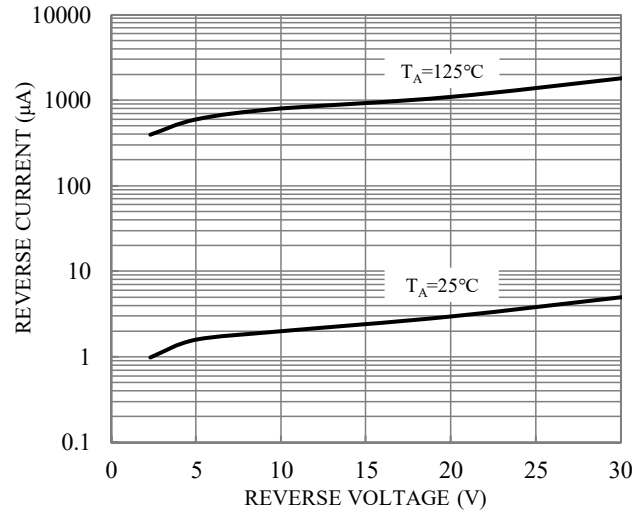


Fig.2-TYPICAL REVERSE CHARACTERISTICS

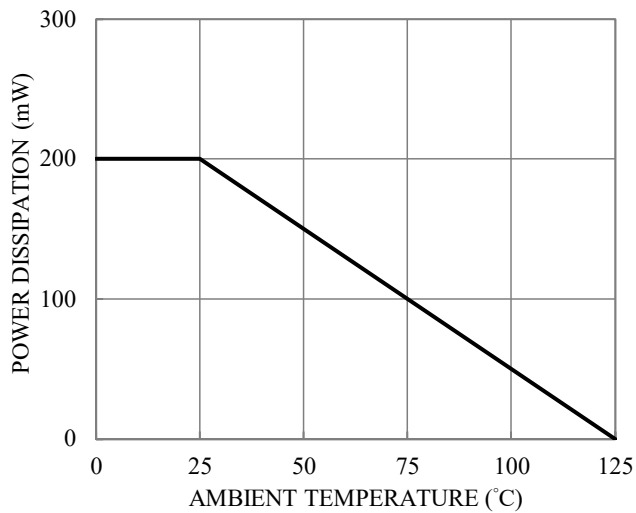


Fig.3-POWER DETATING CURVE

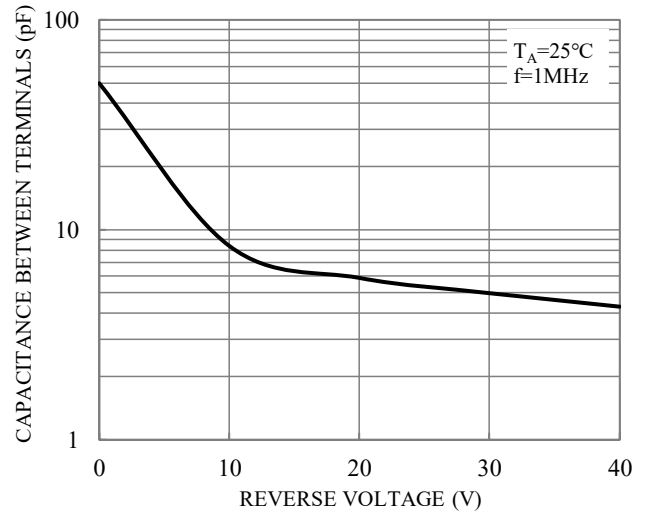


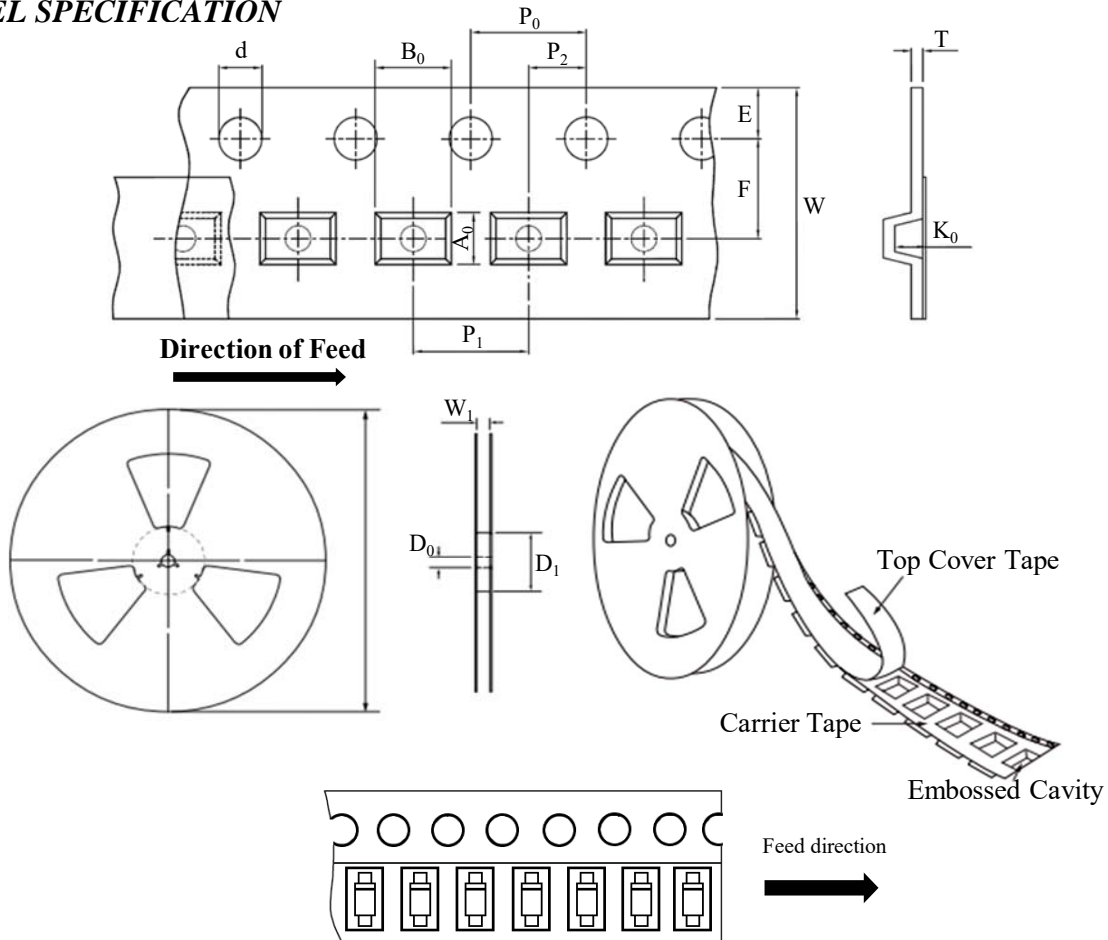
Fig.4-TOTAL CAPACITANCE



SD103AWSH / SD103BWSH / SD103CWSH

SCHOTTKY DIODES

TAPE & REEL SPECIFICATION



Item	Symbol	SOD-323
Carrier width	A ₀	1.43 ± 0.10
Carrier length	B ₀	2.95 ± 0.10
Carrier depth	K ₀	1.20 ± 0.10
Sprocket hole	d	1.50 ± 0.10
Reel outside diameter	D	178.00 ± 2.00
Feed hole width	D ₀₁	13.00 ± 0.50
Reel inner diameter	D ₁	MIN. 50.00
Sprocket hole position	E	1.75 ± 0.10
Punch hole position	F	3.50 ± 0.10
Sprocket hole pitch	P ₀	4.00 ± 0.10
Punch hole pitch	P ₁	4.00 ± 0.10
Embossment center	P ₂	2.00 ± 0.10
Overall tape thickness	T	0.25 ± 0.05
Tape width	W	8.00 ± 0.30
Reel width	W1	MAX. 11.00

ORDER INFORMATION

Package	Reel Size	Quantity
SOD-323	7"	3,000

MARKING CODE

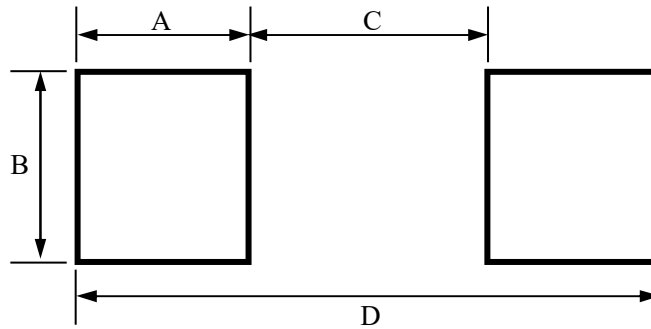
Part Number	Marking Code
SD103AWSH	S4 / JV
SD103BWSH	S4 / JW
SD103CWSH	S4 / JX



SD103AWSH / SD103BWSH / SD103CWSH

SCHOTTKY DIODES

SUGGESTED SOLDER PAD LAYOUT



Unit :mm

PACKAGE	A	B	C	D
SOD-323	1.60	1.20	1.40	4.60