

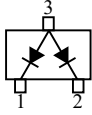


DAP222H

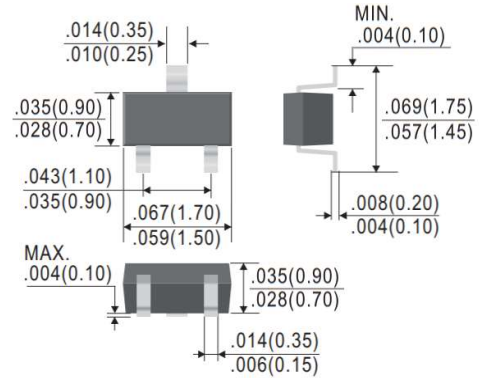
SWITCHING DIODE

FEATURES

- For high-speed switching applications
- Suffix "H" indicates Halogen-free parts, ex. DAN222H.



SOT-523



Dimensions in inch and (millimeter)

Maximum Ratings ($T_A = 25\text{ }^\circ\text{C}$ unless otherwise noted)

Parameter	Symbol	Value	Unit
Maximum Peak Reverse Voltage	V_{RM}	80	V
Reverse voltage	V_R	80	V
Average Forward Current	$I_{F(AV)}$	100	mA
Non-Repetitive Peak Forward Surge Current $t=1\mu\text{s}$	I_{FSM}	2	A
Power Dissipation	P_{tot}	150	mW
Thermal Resistance from Junction to Ambient (Note 1)	$R_{\theta JA}$	833	$^\circ\text{C/W}$
Junction Temperature	T_J	150	$^\circ\text{C}$
Storage Temperature Range	T_{stg}	-55 to +150	$^\circ\text{C}$

Note :

1. Device mounted on FR-4 substrate PC board, 2oz copper, with minimum recommended pad layout.

Electrical Characteristics ($T_A = 25\text{ }^\circ\text{C}$ unless otherwise specified)

Parameter	Conditions	Symbol	Min	Typ	Max	Unit
Forward voltage	$I_F = 100\text{mA}$	V_F	-	-	1.2	V
Reverse Breakdown Voltage	$I_R = 100\mu\text{A}$	$V_{(BR)R}$	80	-	-	V
Reverse Current	$V_R = 70\text{V}$	I_R	-	-	0.1	μA
Total Capacitance	$V_R = 6\text{V}$, $f = 1\text{MHz}$	C_T	-	-	3.5	pF
Reverse Recovery Time	$I_F = 10\text{mA}$, $V_R = 6\text{V}$, $I_{tr} = 0.1 \times I_R$, $R_L = 100\Omega$	t_{rr}	-	-	4	ns



DAP222H SWITCHING DIODE

RATINGS AND CHARACTERISTIC CURVES

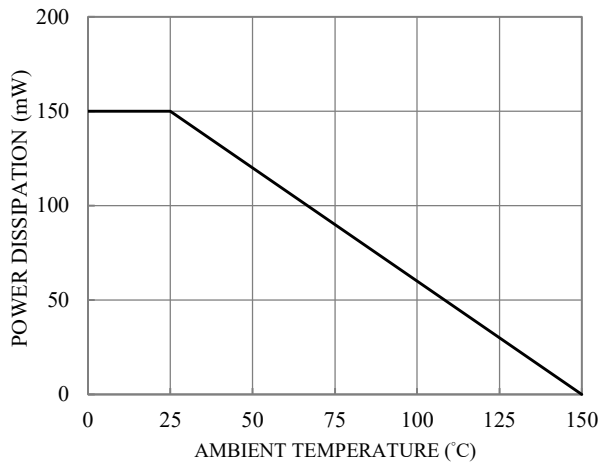


Fig.1-POWER DERATING CURVE

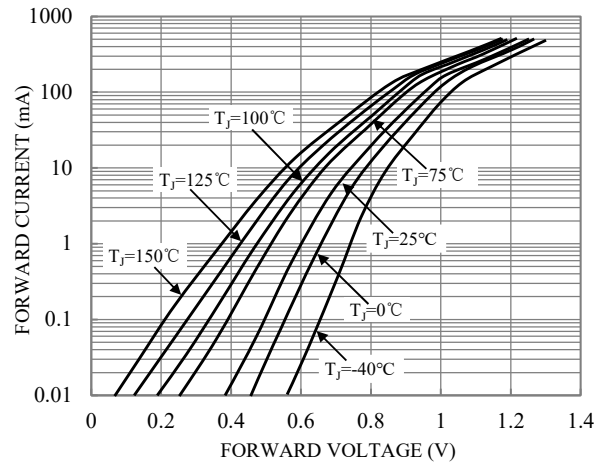


Fig.2-TYPICAL FORWARD CHARACTERISTICS

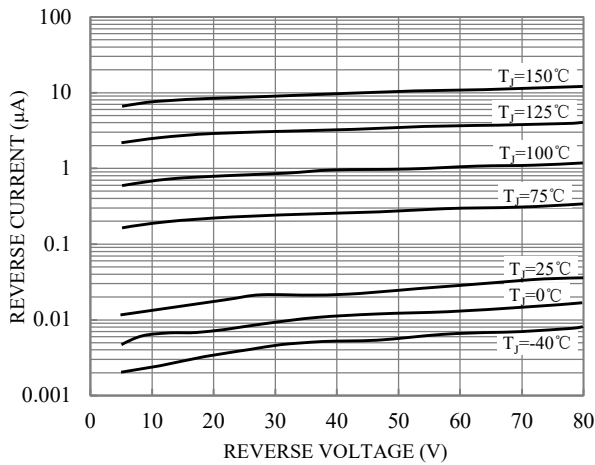


Fig.3-TYPICAL REVERSE CHARACTERISTICS

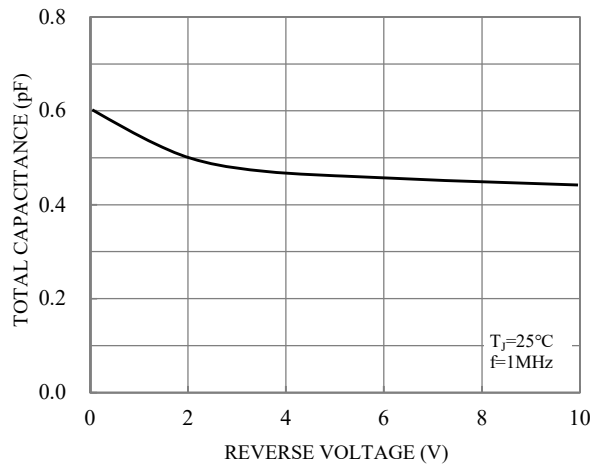
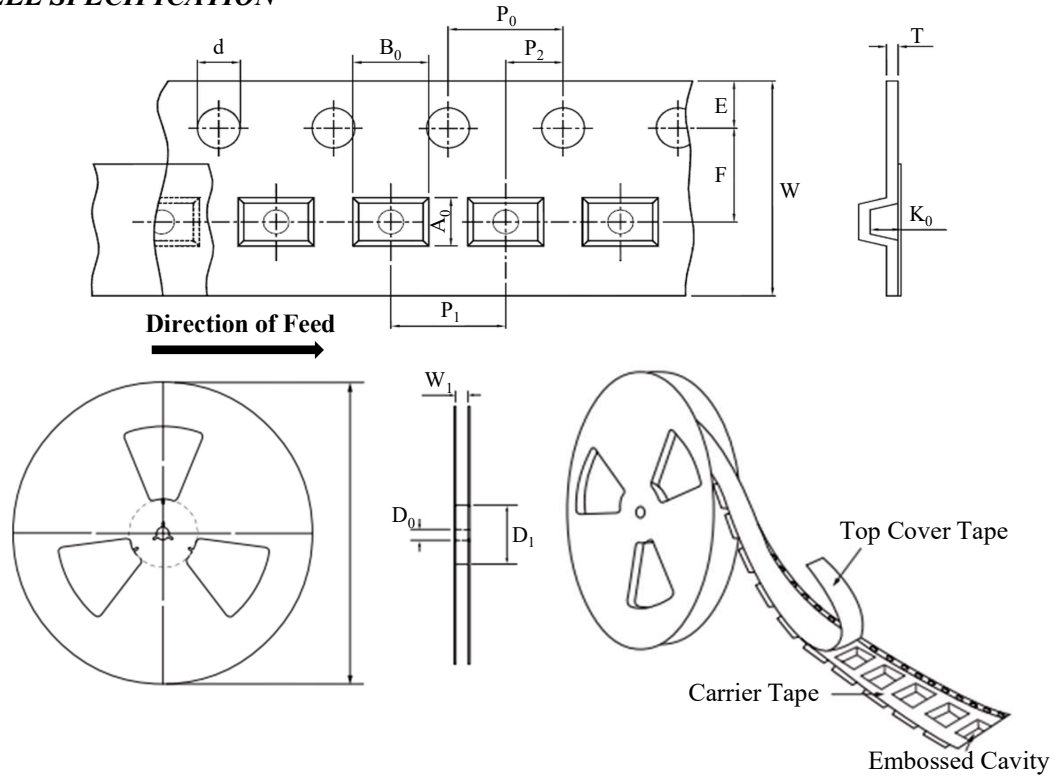


Fig.4-TOTAL CAPACITANCE VS REVERSE VOLTAGE



DAP222H SWITCHING DIODE

TAPE & REEL SPECIFICATION



Item	Symbol	SOT-523
Carrier width	A ₀	1.95 ± 0.10
Carrier length	B ₀	1.90 ± 0.10
Carrier depth	K ₀	1.20 ± 0.10
Sprocket hole	d	1.50 ± 0.10
Reel outside diameter	D	178.00 ± 2.00
Feed hole width	D ₀	13.00 ± 0.50
Reel inner diameter	D ₁	MIN. 50.00
Sprocket hole position	E	1.75 ± 0.10
Punch hole position	F	3.50 ± 0.10
Sprocket hole pitch	P ₀	4.00 ± 0.10
Punch hole pitch	P ₁	4.00 ± 0.10
Embossment center	P ₂	2.00 ± 0.10
Overall tape thickness	T	0.20 ± 0.05
Tape width	W	8.00 ± 0.20
Reel width	W ₁	MAX. 14.50

ORDER INFORMATION

Package	Reel Size	Quantity
SOT-523	7"	4,000

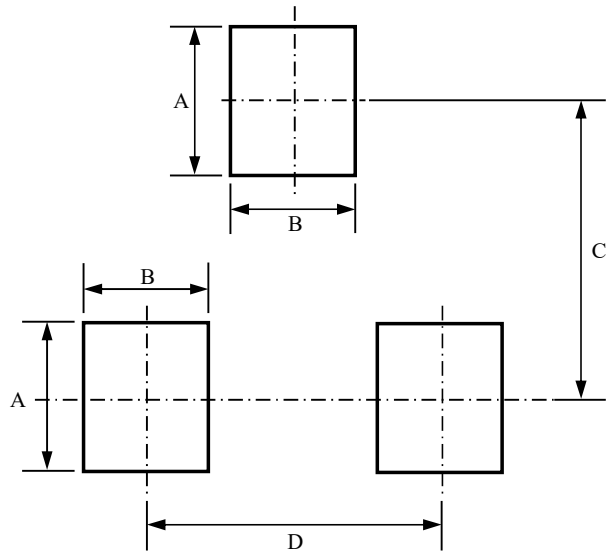
MARKING CODE

Part Number	Marking Code
DAP222H	P9



DAP222H SWITCHING DIODE

SUGGESTED SOLDER PAD LAYOUT



Unit :mm

PACKAGE	A	B	C	D
SOT-523	0.70	0.60	1.30	1.00