



1N4148WS

FAST SWITCHING DIODES

FEATURES

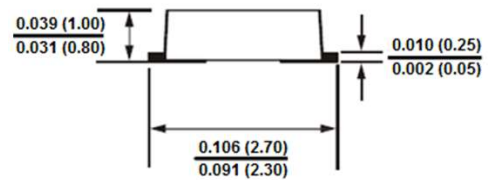
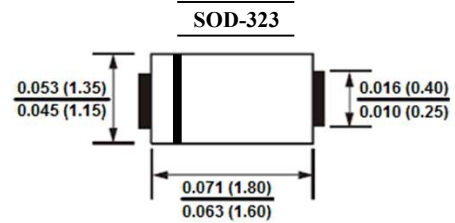
- Fast Switching Device ($T_{RR} < 4.0$ nS)
- General Purpose Diodes
- Surface Device Type Mounting
- Suffix "H" indicates Halogen-free parts, ex. 1N4148WSH

MECHANICAL DATA

Case : SOD-323

Polarity : Color band denotes cathode end

Mounting position : Any



Dimensions in inches and (millimeters)

Absolute Maximum Ratings

$T_{amb} = 25$ °C, unless otherwise specified

Parameter	Symbol	Value	Unit
Repetitive Peak Reverse Voltage	V_{RRM}	75	V
Non-Repetitive Peak Reverse Voltage	V_{RSM}	100	V
Continuous Forward Current	I_O	150	mA
Repetitive Peak Forward Current	I_{FRM}	300	mA
Power Dissipation	P_D	200	mW
Operating Junction Temperature	T_J	150	°C
Storage Temperature Range	T_{stg}	-65 to +150	°C

Electrical Characteristics

$T_{amb} = 25$ °C, unless otherwise specified

Parameter	Symbol	Test Condition	Min.	Max.	Units
Forward Voltage	V_F	$I_F=10$ mA	-	1.0	V
Reverse Leakage Current	I_R	$V_R=20$ V	-	25	nA
		$V_R=75$ V	-	5	uA
Reverse Breakdown Voltage	$V_{(BR)}$	$I_R=100$ μA	100	-	V
		$I_R=5$ μA	75	-	
Capacitance	C_{TOT}	$V_R=0$ V, $f=1$ MHz	-	4	pF
Reverse Recovery Time	T_{RR}	$I_F=10$ mA, $I_R=60$ mA $R_L=100$ Ω, $I_{RR}=1$ mA	-	4	nS



1N4148WS

FAST SWITCHING DIODES

RATINGS AND CHARACTERISTIC CURVES

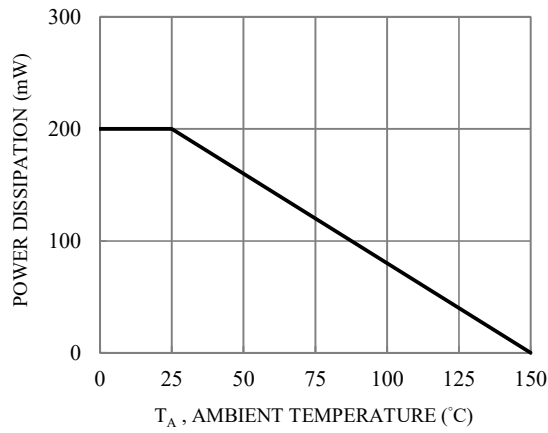


Fig.1-POWER DERATING CURVE

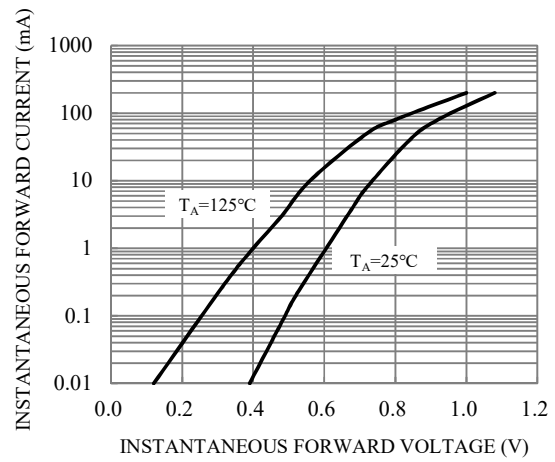


Fig.2-TYPICAL INSTANTANEOUS FORWARD CHARACTERISTICS

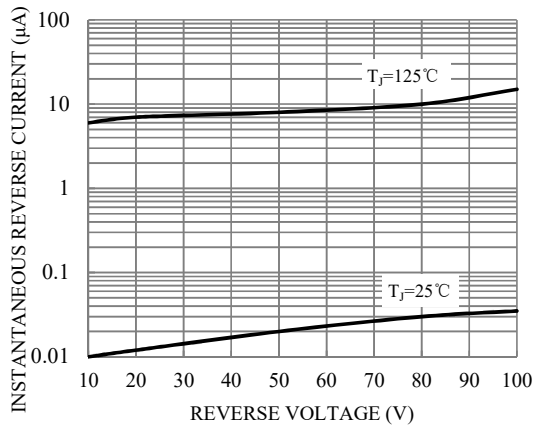


Fig.3-TYPICAL REVERSE CHARACTERISTICS

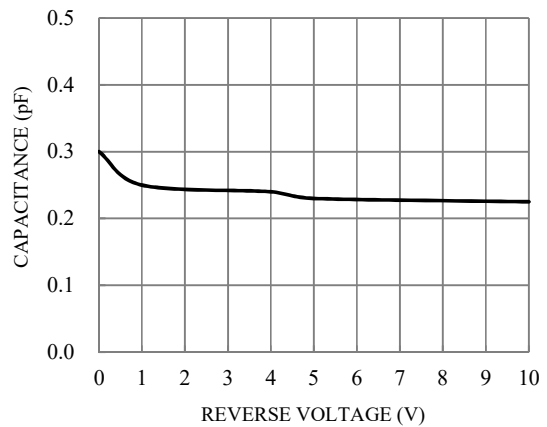


Fig.4- TOTAL CAPACITANCE