



BAV19WS / BAV20WS / BAV21WS

HIGH VOLTAGE SWITCHING DIODES

FEATURES

- Fast switching speed
- Surface mount package ideally suited for automatic insertion
- Suffix "H" indicates Halogen-free parts, ex. BAV19WSH

MECHANICAL DATA

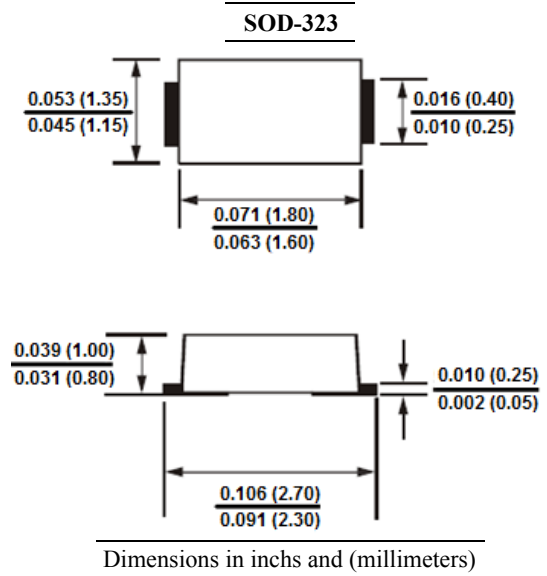
Case : SOD-323

Polarity : Band Indicates Cathode

Marking Code : BAV19WS=S5

BAV20WS=S6

BAV21WS=S7



Absolute Maximum Ratings

Tamb = 25 °C, unless otherwise specified

Parameter	Symbol	Value	Unit
Power Dissipation	P_D	200	mW
Maximum Repetitive Peak Reverse Voltage	V_{RRM}	250	V
Average Rectified Forward Current	$I_{F(AV)}$	200	mA
Non-repetitive Peak Forward Current Pulse Width = 1.0 Second	I_{FSM}	1.0	A
Junction Temperature	T_J	150	°C
Storage Temperature Range	T_{stg}	-65 to +150	°C

Electrical Characteristics

Tamb = 25 °C, unless otherwise specified

Parameter	Symbol	Test Condition	Min.	Max.	Units	
Breakdown Voltage	B_V	$I_R=100\mu A$	BAV19WS	120	-	V
			BAV20WS	200	-	
			BAV21WS	250	-	
Reverse Leakage Current	I_R	$V_R=100V$	-	100	nA	
		$V_R=150V$	-	100		
		$V_R=200V$	-	100		
Forward Voltage	V_F	$I_F=100mA$	-	1.0	V	
		$I_F=200mA$	-	1.25		
Capacitance	C	$V_R=0V, f=1MHz$	-	5.0	pF	
Reverse Recovery Time	T_{RR}	$I_F=I_R=30mA$ $R_L=100\Omega, I_{RR}=3mA$	-	50	nS	

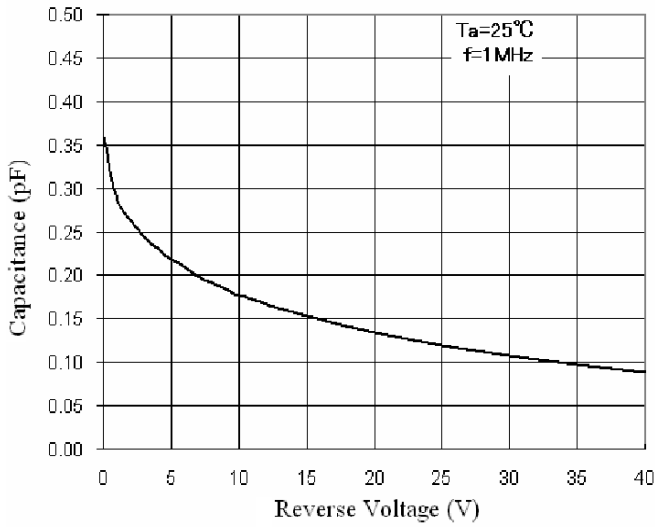


BAV19WS / BAV20WS / BAV21WS

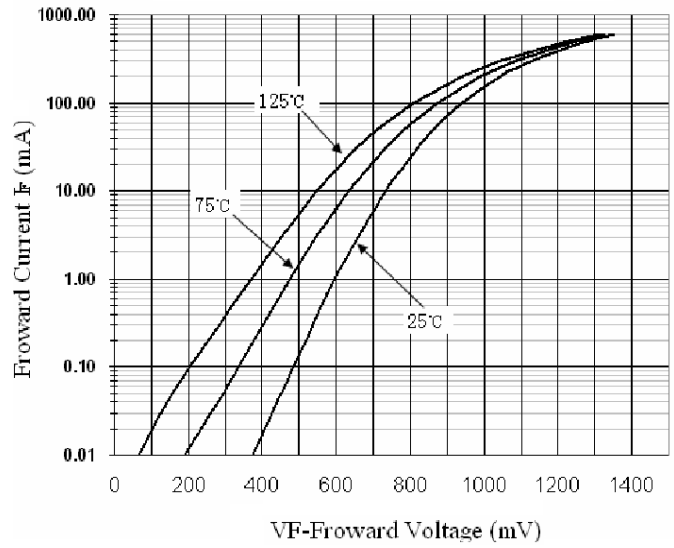
HIGH VOLTAGE SWITCHING DIODES

RATINGS AND CHARACTERISTIC CURVES

Total Capacitance



Forward Voltage vs Ambient Temperature



Reverse Current vs Reverse Voltage

