



# 1N4148WT

## FAST SWITCHING DIODES

### FEATURES

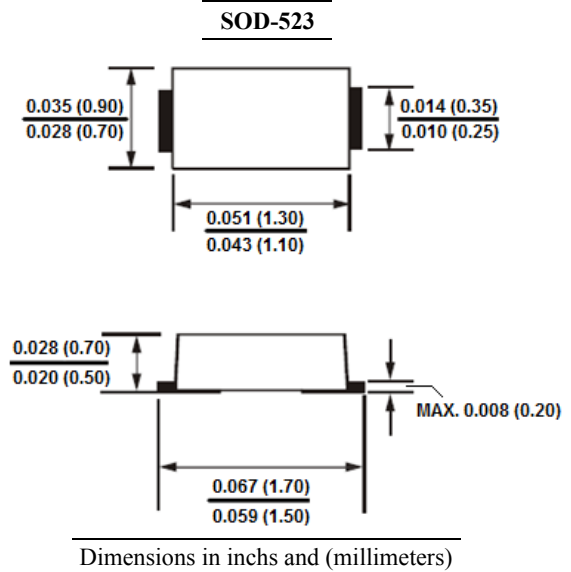
- Fast Switching Device ( $T_{RR} < 4.0$  nS)
- General Purpose Diodes
- Surface Device Type Mounting
- Suffix "H" indicates Halogen-free parts, ex. 1N4148WTH

### MECHANICAL DATA

Case : SOD-523

Polarity : Color band denotes cathode end

Mounting position : Any



### Absolute Maximum Ratings

$T_{amb} = 25$  °C, unless otherwise specified

Parameter	Symbol	Value	Unit
Repetitive Peak Reverse Voltage	$V_{RRM}$	75	V
Non-Repetitive Peak Reverse Voltage	$V_{RSM}$	100	V
Continuous Forward Current	$I_O$	150	mA
Repetitive Peak Forward Current	$I_{FRM}$	300	mA
Power Dissipation	$P_D$	200	mW
Junction Temperature	$T_J$	150	°C
Storage Temperature Range	$T_{stg}$	-55 to +150	°C

### Electrical Characteristics

$T_{amb} = 25$  °C, unless otherwise specified

Parameter	Symbol	Test Condition	Min.	Max.	Units
Forward Voltage	$V_F$	$I_F=10$ mA	-	1.00	V
Reverse Leakage Current	$I_R$	$V_R=20$ V	-	25	nA
		$V_R=75$ V	-	5	uA
Breakdown Voltage	$B_V$	$I_R=100$ μA	100	-	V
		$I_R=5$ μA	75	-	
Capacitance	$C$	$V_R=0$ V, $f=1$ MHz	-	4	pF
Reverse Recovery Time	$T_{RR}$	$I_F=10$ mA, $I_R=60$ mA $R_L=100$ Ω, $I_{RR}=1$ mA	-	4	nS

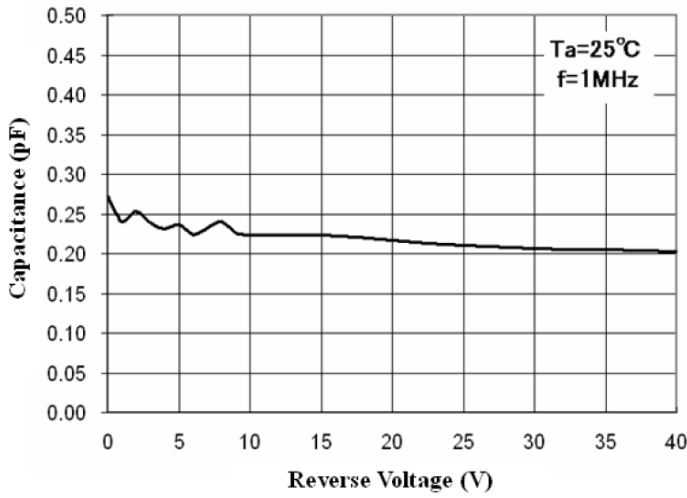


# 1N4148WT

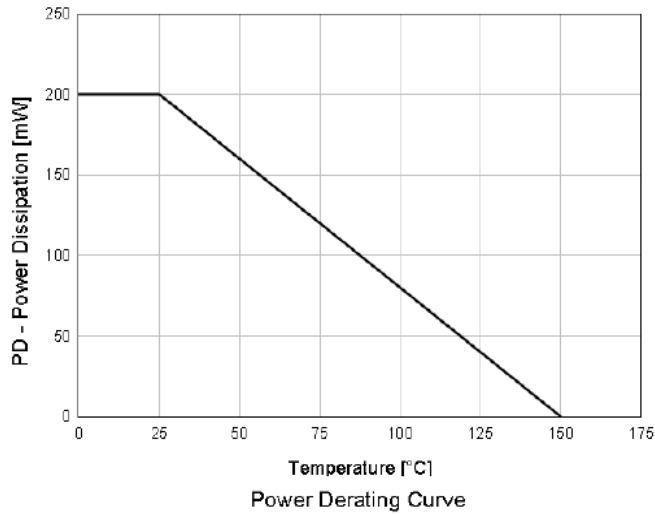
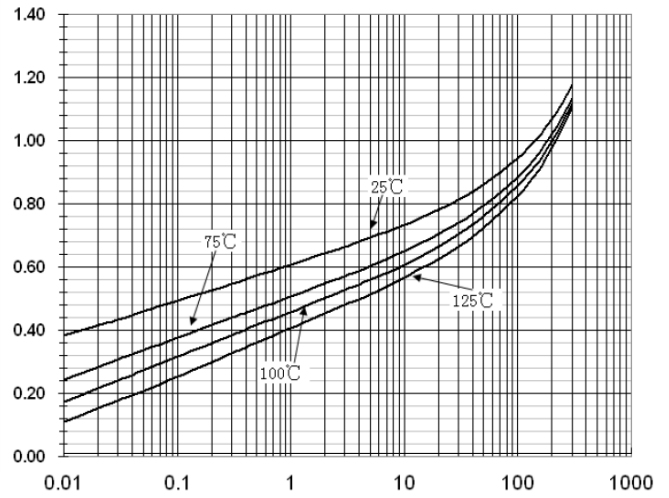
## FAST SWITCHING DIODES

### RATINGS AND CHARACTERISTIC CURVES

**Total Capacitance**



**Forward Voltage vs Ambient Temperature**



**Reverse Current vs Reverse Voltage**

