



1N4148W

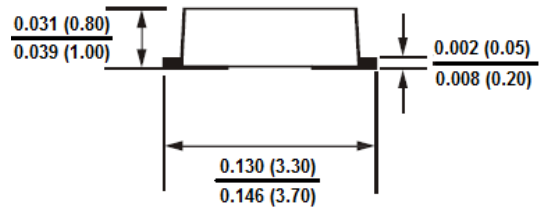
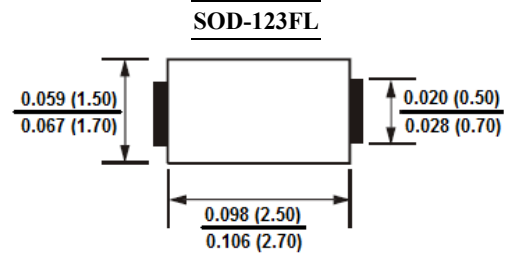
FAST SWITCHING DIODES

FEATURES

- Fast Switching Device ($T_{RR} < 4.0 \text{ nS}$)
- General Purpose Diodes
- Surface Device Type Mounting
- Suffix "H" indicates Halogen-free parts, ex. 1N4148WH

MECHANICAL DATA

Case : SOD-123FL
 Polarity : Color band denotes cathode end
 Mounting position : Any
 Weight : approx. 0.009 g



Dimensions in inches and (millimeters)

Absolute Maximum Ratings

$T_{amb} = 25 \text{ }^\circ\text{C}$, unless otherwise specified

Parameter	Symbol	Value	Unit
Repetitive Peak Reverse Voltage	V_{RRM}	75	Volts
Non-Repetitive Peak Reverse Voltage	V_{RSM}	100	Volts
Continuous Forward Current	I_O	150	mAmp
Repetitive Peak Forward Current	I_{FRM}	300	mAmp
Power Dissipation	P_D	400	mWatt
Junction Temperature	T_J	150	$^\circ\text{C}$
Storage Temperature Range	T_{stg}	-65 to +150	$^\circ\text{C}$

Electrical Characteristics

$T_{amb} = 25 \text{ }^\circ\text{C}$, unless otherwise specified

Parameter	Symbol	Test Condition	Min.	Max.	Units
Forward Voltage	V_F	$I_F=10\text{mA}$	-	1.0	V
Reverse Leakage Current	I_R	$V_R=20\text{V}$	-	25	nA
		$V_R=75\text{V}$	-	5	μA
Reverse Breakdown Voltage	$V_{(BR)}$	$I_R=100\mu\text{A}$	100	-	V
		$I_R=5\mu\text{A}$	75	-	
Capacitance	C_{TOT}	$V_R=0\text{V}$, $f=1\text{MHz}$	-	4	pF
Reverse Recovery Time	T_{RR}	$I_F=10\text{mA}$, $I_R=60\text{mA}$ $R_L=100\Omega$, $I_{RR}=1\text{mA}$	-	4	nS

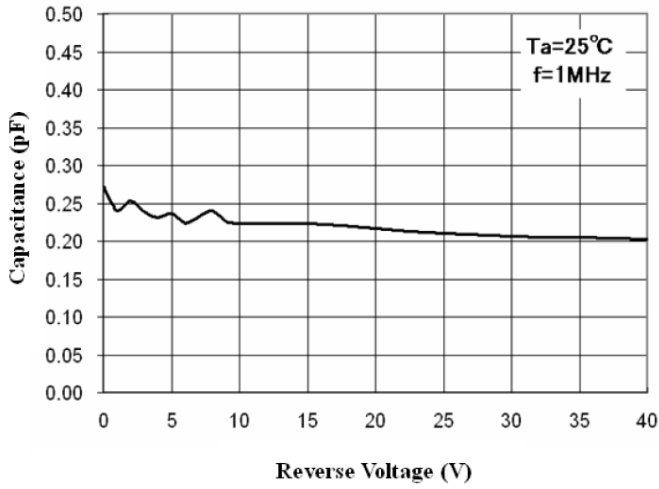


1N4148W

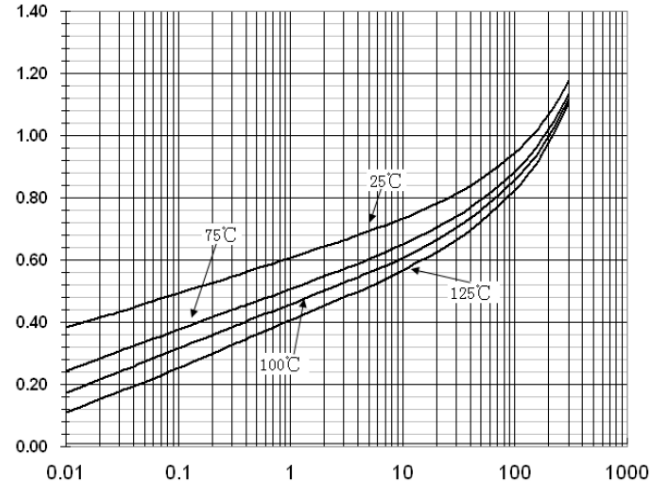
FAST SWITCHING DIODES

RATINGS AND CHARACTERISTIC CURVES

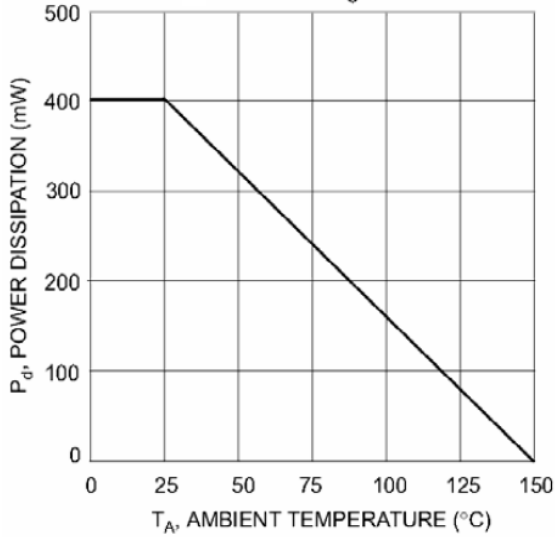
Total Capacitance



Forward Voltage vs Ambient Temperature



Power Derating Curve



Reverse Current vs Reverse Voltage

