

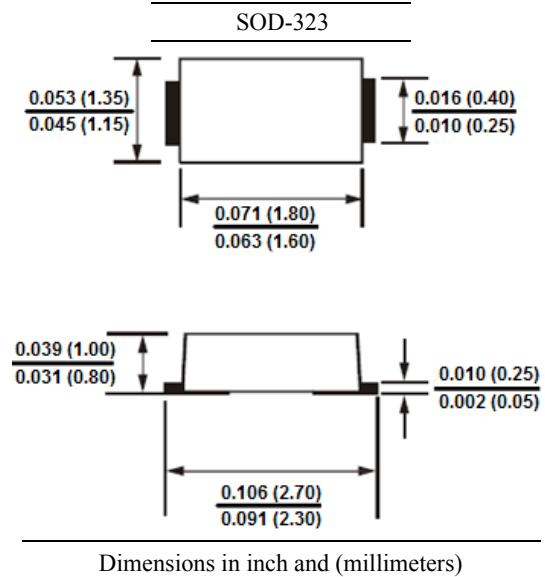


RB751V-40

SCHOTTKY DIODES

FEATURES

- Low Forward Voltage Drop
- Flat Lead SOD-323 Small Outline Plastic Package
- Surface Device Type Mounting
- Suffix "H" indicates Halogen-free parts, ex. RB751-40H



Maximum Ratings@ $T_A = 25\text{ }^\circ\text{C}$

Parameter	Symbol	Value	Unit
Power Dissipation	P_D	200	mW
Repetitive Peak Reverse Voltage	V_{RRM}	40	V
Reverse Voltage	V_R	30	V
Forward Current	I_F	30	mA
Non-Repetitive Peak Forward Current (at 8.3ms single half sine-wave)	I_{FSM}	200	mA
Operating Junction Temperature	T_J	+125	$^\circ\text{C}$
Storage Temperature Range	T_{STG}	-55 to +125	$^\circ\text{C}$

Electrical Characteristics@ $T_A = 25\text{ }^\circ\text{C}$

Parameter	Symbol	Min.	Max.	Unit	Conditions
Breakdown Voltage	B_V	30	--	V	$I_R = 10\mu\text{A}$
Reverse Leakage Current	I_R	--	0.5	μA	$V_R = 30\text{V}$
Forward Voltage	V_F	--	0.37	V	$I_F = 1.0\text{mA}$

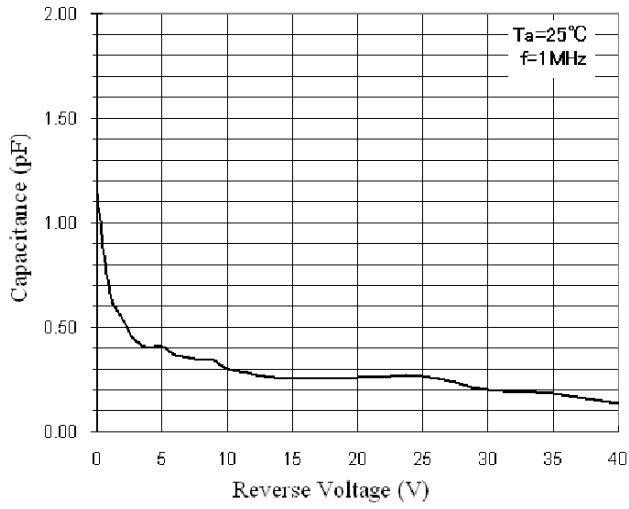


RB751V-40

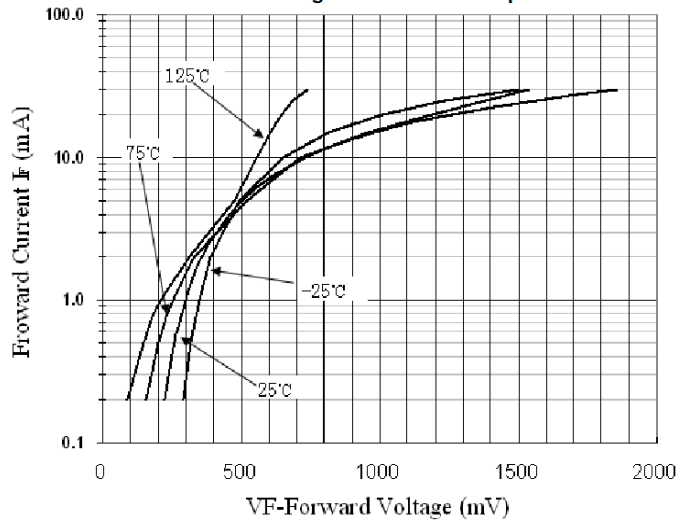
SCHOTTKY DIODES

Typical Characteristics

Total Capacitance



Forward Voltage vs Ambient Temperature



Reverse Current vs Reverse Voltage

