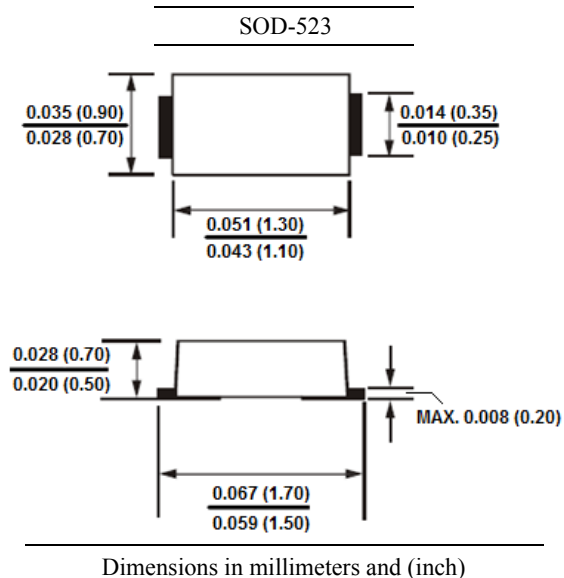


RB521S-30

SCHOTTKY DIODES

FEATURES

- Low Forward Voltage Drop
- Flat Lead SOD-523 Small Outline Plastic Package
- Extremely Small SOD-523 Package
- Surface Device Type Mounting
- Suffix "H" indicates Halogen-free parts, ex. RB521S-30H



Maximum Ratings@ $T_A = 25\text{ }^\circ\text{C}$

Parameter	Symbol	Value	Unit
Power Dissipation	P_D	200	mW
Reverse Voltage	V_R	30	V
Average Forward Current	$I_{F(AV)}$	200	mA
Peak Forward Surge Current (At 8.3ms single half sine-wave)	I_{FSM}	1.0	A
Operating Junction Temperature	T_J	+125	$^\circ\text{C}$
Storage Temperature Range	T_{STG}	-55 to +125	$^\circ\text{C}$

Electrical Characteristics@ $T_A = 25\text{ }^\circ\text{C}$

Parameter	Symbol	Min.	Max.	Unit	Conditions
Breakdown Voltage	B_V	30	--	V	$I_R = 500\mu\text{A}$
Reverse Current	I_R	--	30	μA	$V_R = 10\text{V}$
Forward Voltage	V_F	--	0.5	V	$I_F = 200\text{mA}$

RB521S-30

SCHOTTKY DIODES

Typical Characteristics

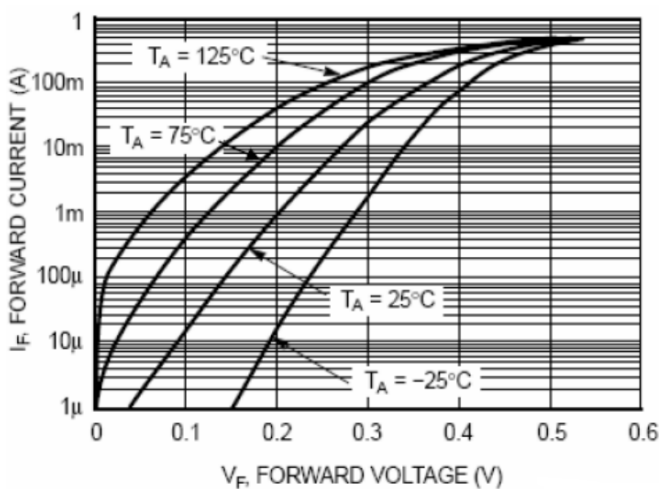


Figure 1. Forward Characteristics

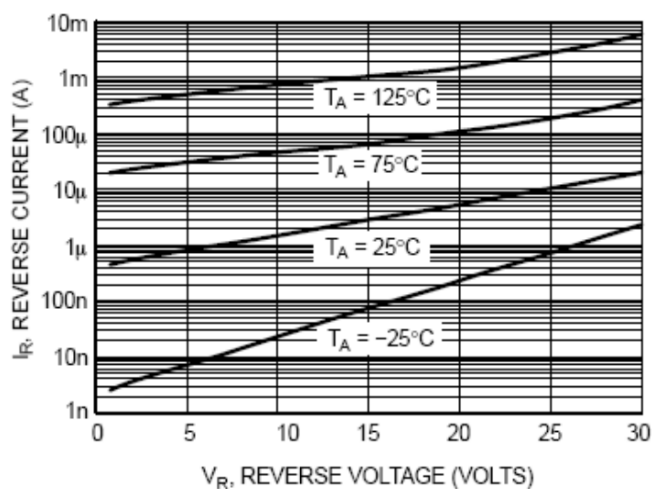


Figure 2. Reverse Characteristics

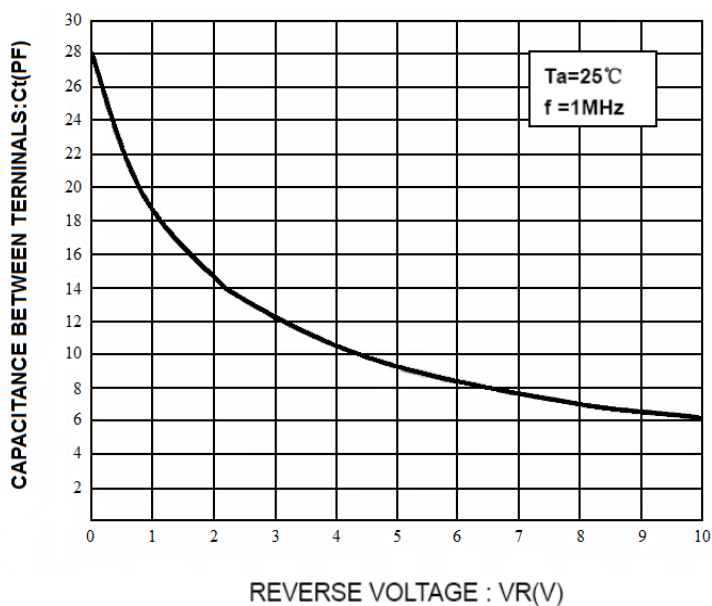


Figure3. Total Capacitance