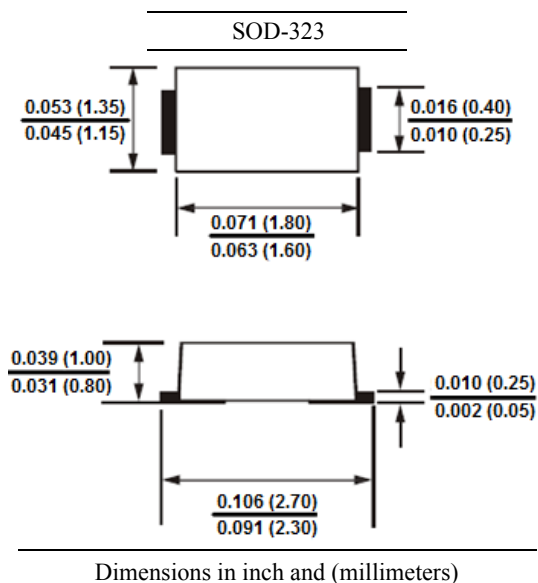


RB501V-40

SCHOTTKY DIODES

FEATURES

- Low Forward Voltage Drop
- Flat Lead SOD-323 Small Outline Plastic Package
- Surface Device Type Mounting
- Suffix "H" indicates Halogen-free parts, ex. RB501V-40H



Maximum Ratings@ $T_A = 25\text{ }^\circ\text{C}$

Parameter	Symbol	Value	Unit
Power Dissipation	P_D	200	mW
Repetitive Peak Reverse Voltage	V_{RM}	40	V
Maximum DC Blocking Voltage	V_R	40	V
Average Forward Current	$I_{F(AV)}$	100	mA
Peak Forward Surge Current (8.3ms Single Half-wave)	I_{FSM}	1	A
Operating Junction Temperature	T_J	+125	$^\circ\text{C}$
Storage Temperature Range	T_{STG}	-55 to +125	$^\circ\text{C}$

Electrical Characteristics@ $T_A = 25\text{ }^\circ\text{C}$

Parameter	Symbol	Min.	Max.	Unit	Conditions
Breakdown Voltage	B_V	42	--	V	$I_R = 500\mu\text{A}$
Reverse Leakage Current	I_R	--	30	μA	$V_R = 10\text{V}$
Forward Voltage	V_F	--	0.34	V	$I_F = 10\text{mA}$
			0.55		$I_F = 100\text{mA}$

RB501V-40

SCHOTTKY DIODES

Typical Characteristics

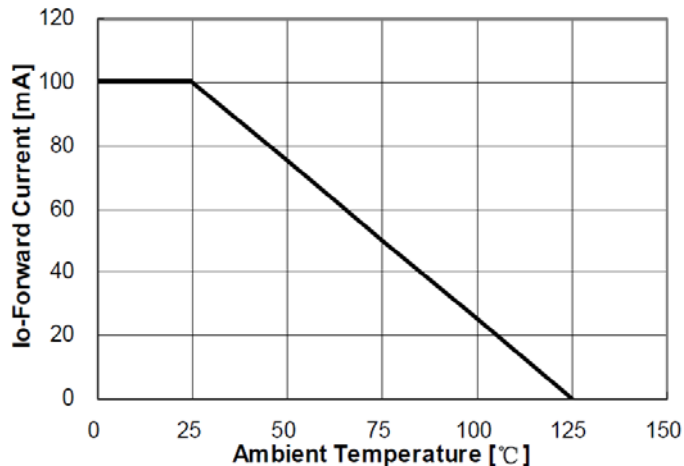


Figure 1. Forward Current Derating Curve

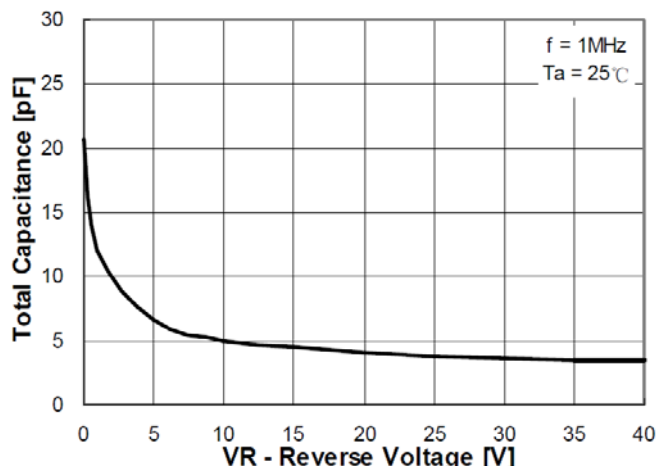


Figure 2. Total Capacitance

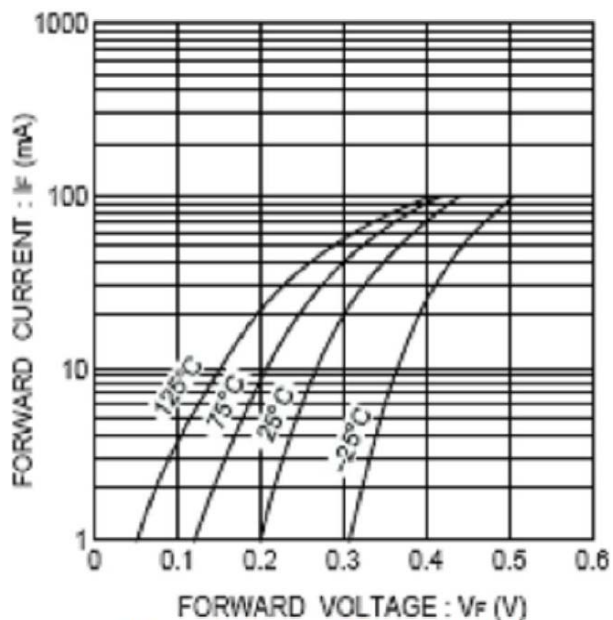


Figure 3. Forward Characteristics

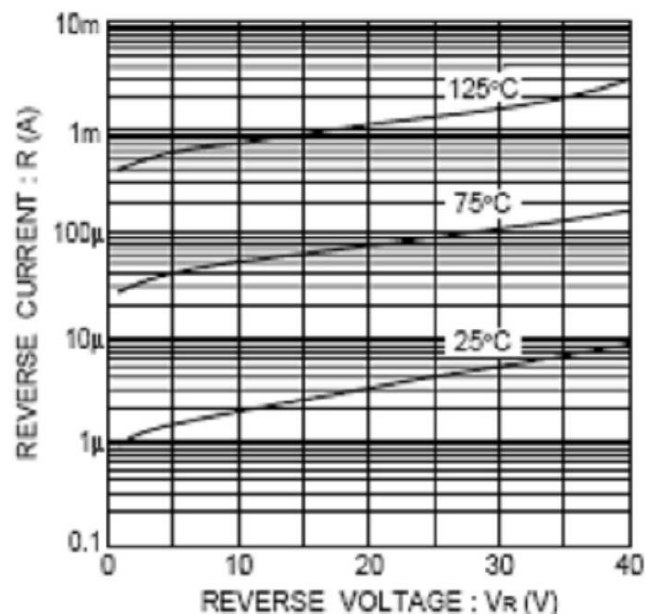


Figure 4. Reverse Characteristics