

SS22W THRU SS220W

SURFACE MOUNT SCHOTTKY BARRIER RECTIFIER



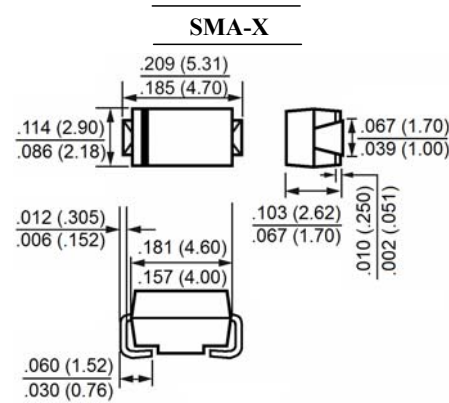
康比電子
HORNBY ELECTRONIC

REVERSE VOLTAGE: 20 to 200 VOLTS

FORWARD CURRENT: 2.0 AMPERE

FEATURES

- Plastic package has Underwriters Laboratory Flammability Classification 94V-O
- For surface mounted applications
- High current capacity
- Built-in strain relief
- Low profile package
- Metal to silicon rectifier, majority carrier conduction
- High surge capacity
- Low power loss, high efficiency
- For use in low voltage high frequency inverters, free wheeling, and polarity protection applications
- Suffix "-H" indicates Halogen-free parts, ex. SS22WH.



Dimensions in inches and (millimeters)

MECHANICAL DATA

Case : Molded plastic, SMA-X

Terminals : Solder plated, solderable per MIL-STD-750, method 2026 guaranteed

Polarity : Color band denotes cathode end

Maximum Ratings and Electrical Characteristics

Ratings at 25°C ambient temperature unless otherwise specified.

Single phase, half wave, 60Hz, resistive or inductive load.

For capacitive load, derate current by 20%.

Parameter	Symbols	SS22W	SS23W	SS24W	SS25W	SS26W	SS28W	SS29W	SS210W	SS215W	SS220W	Units	
Maximum Recerrent Peak Reverse Voltage	V_{RRM}	20	30	40	50	60	80	90	100	150	200	Volts	
Maximum RMS Voltage	V_{RMS}	14	21	28	35	42	56	63	70	105	140	Volts	
Maximum DC Blocking Voltage	V_{DC}	20	30	40	50	60	80	90	100	150	200	Volts	
Maximum Average Forward Rectified Current at T_L (See Fig. 1)	$I_{(AV)}$	2.0										Amp	
Peak Forward Surge Current, 8.3ms single half-sine-wave superimposed on rated load (JEDEC method)	I_{FSM}	50.0										Amp	
Maximum Forward Voltage at 2.0A (Note 1)	V_F	0.55			0.70		0.85		0.95			Volts	
Maximum Reverse Current at $T_A=25^\circ\text{C}$ at Rated DC Blocking Voltage $T_A=100^\circ\text{C}$	I_R	0.5					20.0						mAmp
Typical Thermal Resistance (Note 2)	$R_{\theta JA}$	75.0											°C/W
	$R_{\theta JL}$	17.0											
Operating Junction Temperature Range	T_J	-65 to +125				-65 to +150							°C
Storage Temperature Range	T_{stg}	-65 to +150										°C	

NOTES:

1- Pulse test: 300µs pulse width, 1% duty cycle

2- P.C.B. mounted with 0.3 x 0.3" (8.0 x 8.0mm) Copper Pad Areas

SS22W THRU SS220W

SURFACE MOUNT SCHOTTKY BARRIER RECTIFIER



RATINGS AND CHARACTERISTIC CURVES

FIG.1-TYPICAL FORWARD CURRENT DERATING CURVE

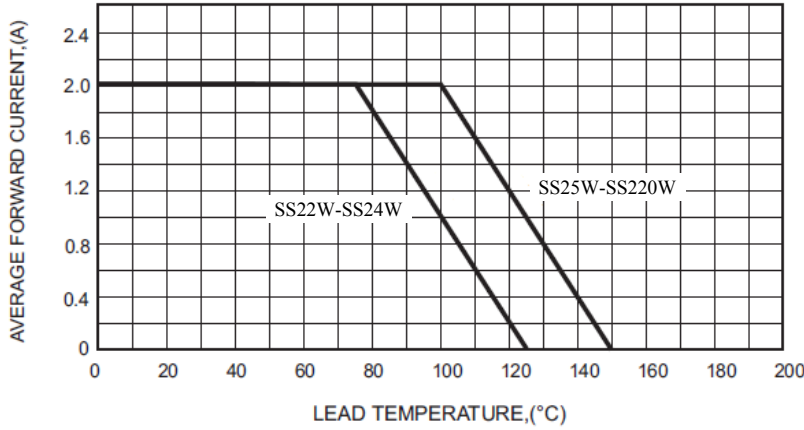


FIG.2-TYPICAL FORWARD CHARACTERISTICS

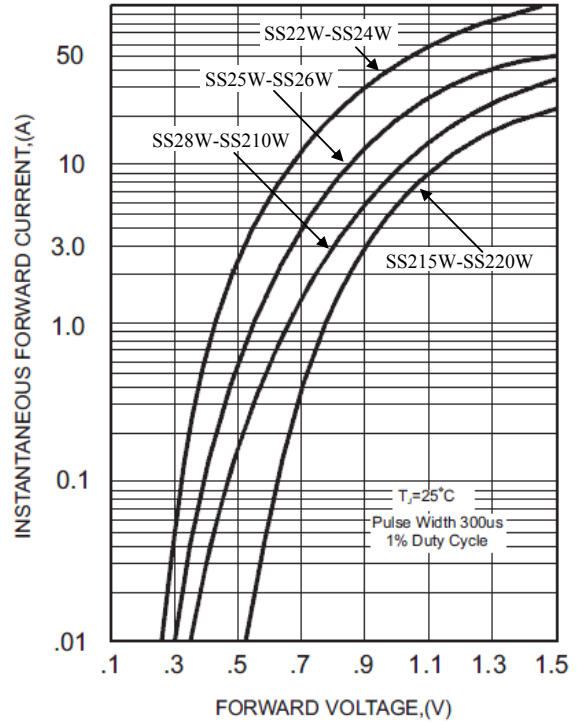
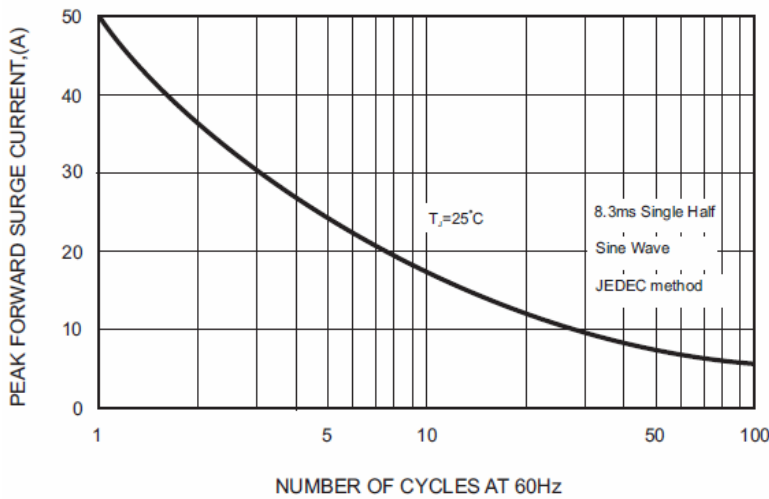


FIG.3-MAXIMUM NON-REPETITIVE FORWARD SURGE CURRENT



CHARACTERISTICS

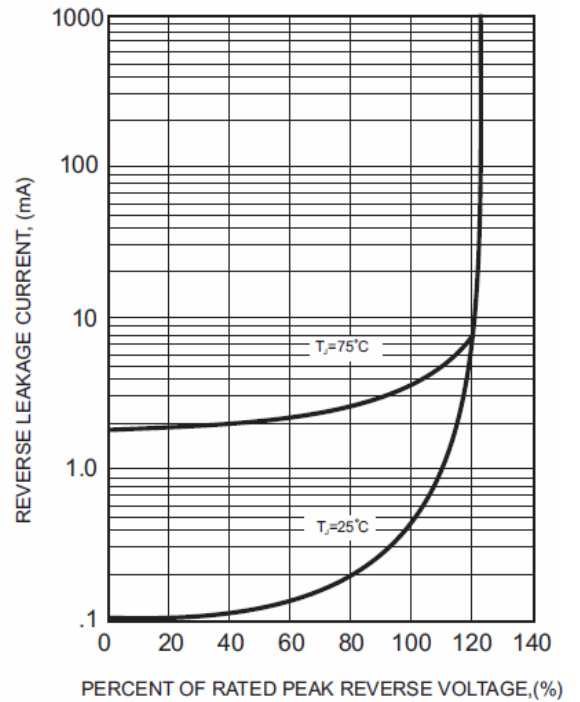


FIG.4- TYPICAL REVERSE