

SK22A THRU SK220A



康比電子
HORNBY ELECTRONIC

SURFACE MOUNT SCHOTTKY BARRIER RECTIFIER

REVERSE VOLTAGE: 20 to 200 VOLTS

FORWARD CURRENT: 2.0 AMPERE

FEATURES

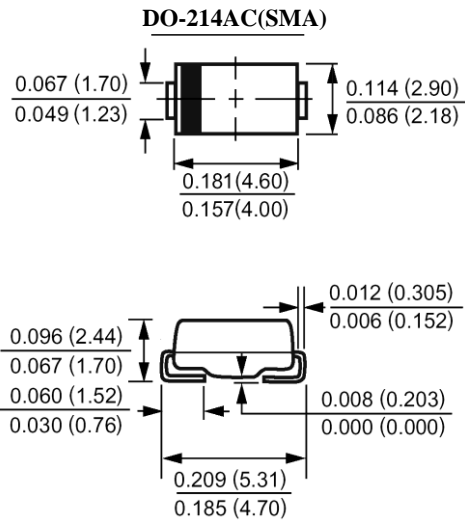
- Plastic package has Underwriters Laboratory Flammability Classification 94V-O
- For surface mounted applications
- High current capacity
- Built-in strain relief
- Low profile package
- Metal to silicon rectifier. majority carrier conduction
- High surge capacity
- Low power loss, high efficiency
- For use in low voltage high frequency inverters, free wheeling, and polarity protection applications
- Suffix " H " indicated Halogen-free part, ex.SK22AH

MECHANICAL DATA

Case : Molded plastic, DO-214AC(SMA)

Terminals : Solder plated, solderable per MIL-STD-750, method 2026 guaranteed

Polarity : Color band denotes cathode end



Dimensions in inches and (millimeters)

Maximum Ratings and Electrical Characteristics

Ratings at 25°C ambient temperature unless otherwise specified.

Single phase, half wave, 60Hz, resistive or inductive load.

For capacitive load, derate current by 20%.

Parameter	Symbols	SK22A	SK23A	SK24A	SK25A	SK26A	SK28A	SK210A	SK215A	SK220A	Units
Maximum Recerrent Peak Reverse Voltage	V_{RRM}	20	30	40	50	60	80	100	150	200	Volts
Maximum RMS Voltage	V_{RMS}	14	21	28	35	42	56	71	105	140	Volts
Maximum DC Blocking Voltage	V_{DC}	20	30	40	50	60	80	100	150	200	Volts
Maximum Average Forward Rectified Current at T_L (See Fig. 1)	$I_{(AV)}$	2.0									Amp
Peak Forward Surge Current, 8.3ms single half-sine-wave superimposed on rated load (JEDEC method)	I_{FSM}	50.0									Amp
Maximum Forward Voltage at 2.0A (Note 1)	V_F	0.50	0.55	0.75			0.85	0.95		Volts	
Maximum Reverse Current at $T_A=25^\circ\text{C}$ at Rated DC Blocking Voltage $T_A=100^\circ\text{C}$	I_R	0.5									mAmp
Typical Thermal Resistance (Note 2)	$R_{\theta JA}$	75.0									°C/W
	$R_{\theta JL}$	17.0									
Operating Junction Temperature Range	T_J	-65 to +125									°C
Storage Temperature Range	T_{stg}	-65 to +150									°C

NOTES:

1- Pulse test: 300µs pulse width, 1% duty cycle

2- P.C.B. mounted with 0.3 x 0.3" (8.0 x 8.0mm) Copper Pad Areas

SK22A THRU SK220A

SURFACE MOUNT SCHOTTKY BARRIER RECTIFIER



康比電子
HORNBY ELECTRONIC

RATINGS AND CHARACTERISTIC CURVES

FIG. 1- MAXIMUM FORWARD CURRENT DERATING CURVE

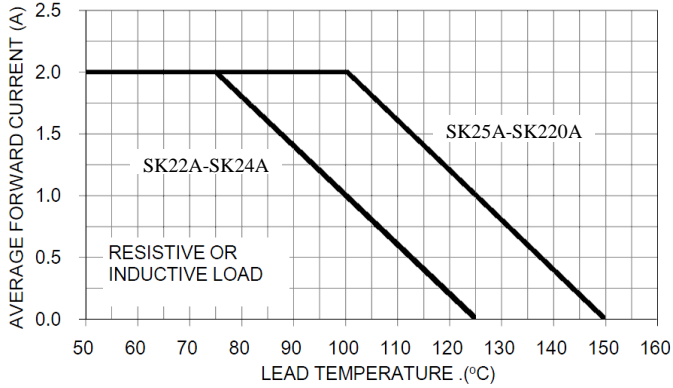


FIG. 2- MAXIMUM NON-REPETITIVE FORWARD SURGE CURRENT

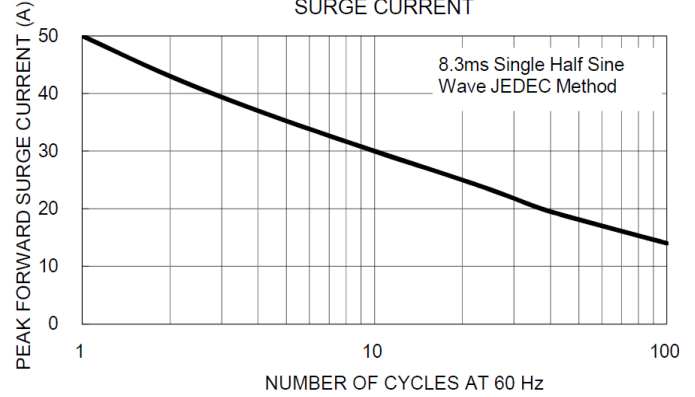


FIG. 3- TYPICAL FORWARD CHARACTERISTICS

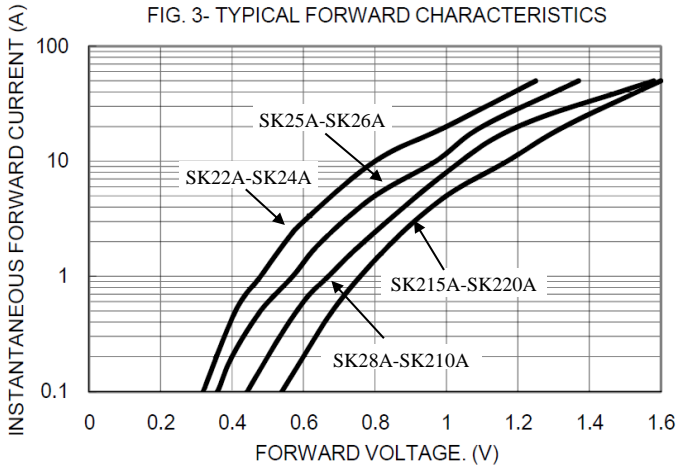


FIG. 4- TYPICAL REVERSE CHARACTERISTICS

