



# SE05Q4BMD5

## ESD PROTECTION DIODE

### FEATURES

- 100W Peak Pulse Power per Line (tp=8/20μs)
- IEC61000-4-2(ESD) 15kV(air), 8kV(Contact)
- IEC61000-4-4(EFT) 40A(5/50ns)
- Protect One Power or I/O Port
- Low Clamping Voltage
- Low Leakage current
- Bi-directional Configurations
- Suffix " H " indicated Halogen-free part, ex.SE05Q4BMD5H

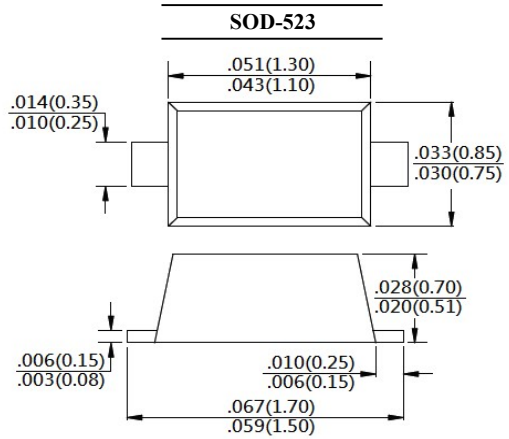
### APPLICATIONS

- Cellular handsets and accessories
- Portable instrumentation
- Peripherals
- Serial and Parallel Ports
- Notebooks, Desktops, Servers

### MECHANICAL DATA

Case : SOD-523

### PIN CONFIGURATION



**Dimensions in inches and (millimeters)**

### Maximum Ratings (Rating at 25°C ambient temperature unless otherwise specified)

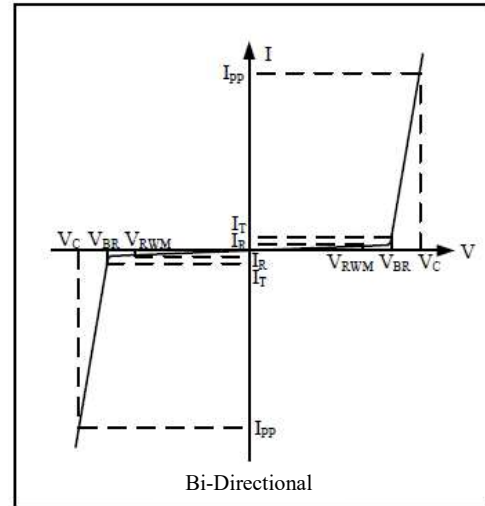
| Parameter                            | Symbol           | Value       | Units |
|--------------------------------------|------------------|-------------|-------|
| Peak Pulse Power (tp = 8/20μs)       | P <sub>PP</sub>  | 100         | W     |
| ESD per IEC 61000-4-2 (Air)          | V <sub>ESD</sub> | 15          | kV    |
| ESD per IEC 61000-4-2 (Contact)      |                  | 8           |       |
| Operating Junction Temperature Range | T <sub>J</sub>   | -55 to +125 | °C    |
| Storage Temperature Range            | T <sub>STG</sub> | -55 to +150 | °C    |



# SE05Q4BMD5

## ESD PROTECTION DIODE

| Symbol    | Parameter                           |
|-----------|-------------------------------------|
| $V_{RWM}$ | Nominal Reverse Working Voltage     |
| $I_R$     | Reverse Leakage Current @ $V_{RWM}$ |
| $V_{BR}$  | Reverse Breakdown Voltage @ $I_T$   |
| $I_T$     | Test Current for Reverse Breakdown  |
| $V_C$     | Clamping Voltage @ $I_{PP}$         |
| $I_{PP}$  | Maximum Peak Pulse Current          |
| $V_R$     | Reverse Voltage                     |
| $C_j$     | Capacitance                         |



**Electrical Characteristics Per line @ 25°C Unless Otherwise Specified**

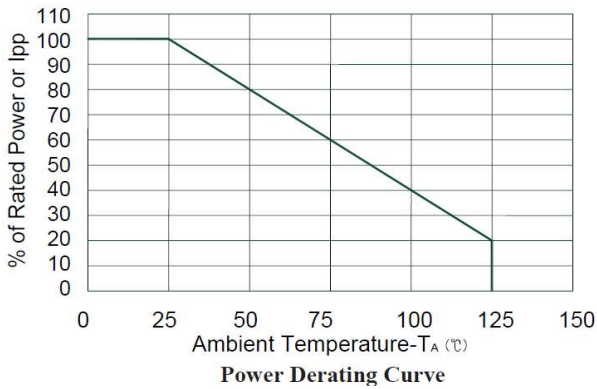
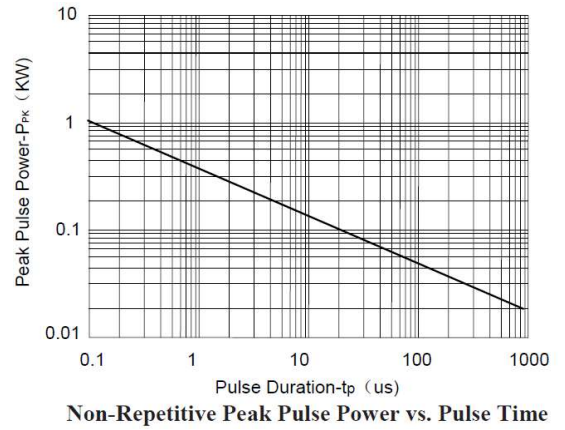
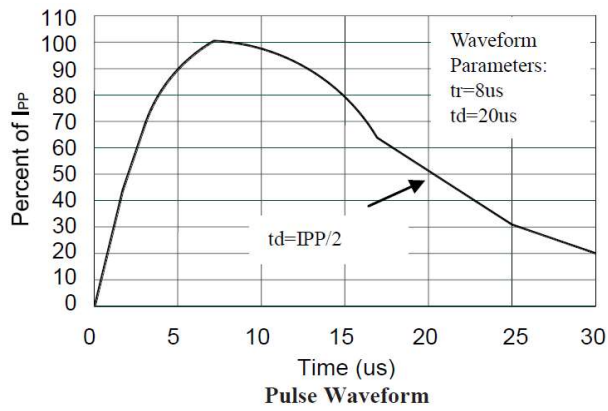
| Part Numbers | $V_{RWM}$ | $I_R$       | $V_{BR}$ | $I_T$ | $V_c$<br>@ $I_{PP}=1A$ | $C_j$<br>@ $V_R=0V, 1MHz$ |          |
|--------------|-----------|-------------|----------|-------|------------------------|---------------------------|----------|
|              | (V)       | ( $\mu A$ ) | Min.(V)  | (mA)  | (V)                    | Typ.(pF)                  | Max.(pF) |
| SE05Q4BMD5   | 5.0       | 2.0         | 6.0      | 1.0   | 9.8                    | 25.0                      | 40.0     |



# SE05Q4BMD5

## ESD PROTECTION DIODE

### RATINGS AND CHARACTERISTIC CURVES

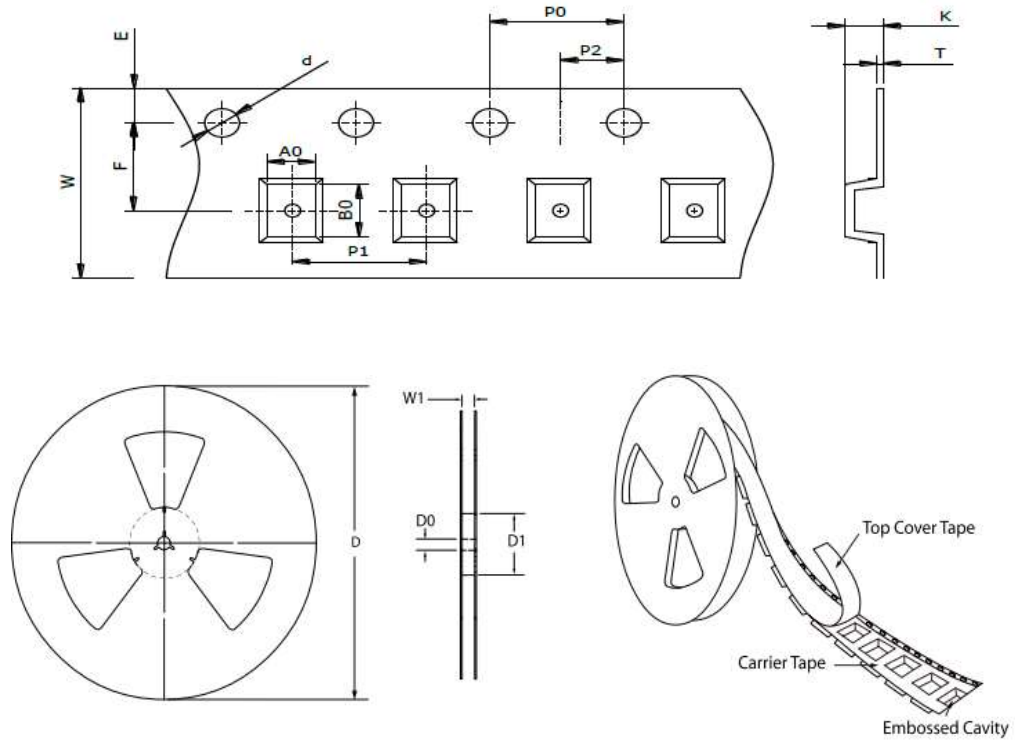




# SE05Q4BMD5

## ESD PROTECTION DIODE

### TAPE & REEL SPECIFICATION



| Item                   | Symbol         | SOD-523       |
|------------------------|----------------|---------------|
| Carrier width          | A <sub>0</sub> | 0.80 ± 0.10   |
| Carrier length         | B <sub>0</sub> | 1.95 ± 0.10   |
| Carrier depth          | K              | 0.50 ± 0.10   |
| Sprocket hole          | d              | 1.50 ± 0.10   |
| Reel outside diameter  | D              | 178.00 ± 2.00 |
| Feed hole width        | D <sub>0</sub> | 13.00 ± 0.20  |
| Reel inner diameter    | D <sub>1</sub> | MIN. 54.00    |
| Sprocket hole position | E              | 1.75 ± 0.10   |
| Punch hole position    | F              | 3.50 ± 0.10   |
| Sprocket hole pitch    | P <sub>0</sub> | 4.00 ± 0.10   |
| Punch hole pitch       | P <sub>1</sub> | 4.00 ± 0.10   |
| Embossment center      | P <sub>2</sub> | 2.00 ± 0.10   |
| Overall tape thickness | T              | 0.25 ± 0.05   |
| Tape width             | W              | 8.00 ± 0.20   |
| Reel width             | W1             | MAX. 13.50    |

### ORDER INFORMATION

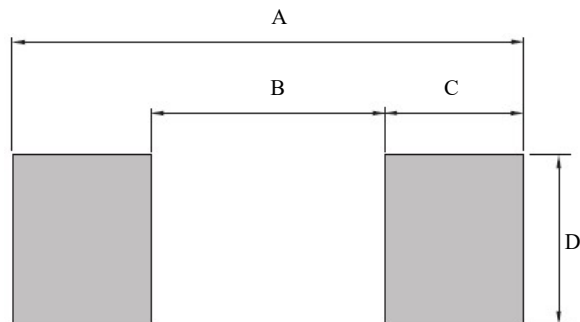
| Package | Reel Size | Quantity |
|---------|-----------|----------|
| SOD-523 | 7"        | 3,000    |



# SE05Q4BMD5

## ESD PROTECTION DIODE

### SUGGESTED SOLDER PAD LAYOUT



Unit : mm

| PACKAGE | A    | B    | C    | D    |
|---------|------|------|------|------|
| SOD-523 | 2.02 | 0.82 | 0.60 | 0.70 |